



FURNITURE



micr**line**

Material médico e científico Lda

HYDRAULIC AND ELECTRIC LIFTER



43450

• **43450 HYDRAULIC PATIENT LIFTER - max load 150 kg**
 Hydraulic lifter made of steel frame, surface with coating. Front Ø 7.5 cm wheels without brake, rear Ø 10 cm wheels with brake. The legs can be opened by pedal. Height adjustment by hydraulic pressure or manual control. Supplied with sling (43464). Multilingual manual: GB, FR, IT, ES.

TECHNICAL SPECIFICATIONS

Overall width:	590 mm
Hook height:	950-1650 mm
Push handle height:	1140 mm
Base open width:	860 mm
Base clearance:	115 mm
Base length:	1190 mm
Arm length:	990 mm
Load:	150 kg



43455

• **43455 ELECTRIC FOLDABLE PATIENT LIFTER - max load 150 kg**
 Electric lifter made of steel frame, surface with coating. Foldable for easy storage and transfer. Front Ø 7.6 cm wheels with brake, rear Ø 10 cm wheels with brake. Legs can be opened by pedal. Hand controller with one function. It has emergency stop button, emergency drop device and backup battery. Supplied with sling (43464). Multilingual manual: GB, FR, IT, ES.

TECHNICAL SPECIFICATIONS

Overall length:	1200 mm
Overall width:	580 mm
Foldable size:	1250x580x310 mm
Boom height:	0-1730 mm
Push handle height:	1130 mm
Base open width:	830 mm
Base clearance:	115 mm
Base length:	1120 mm
Base inner width:	475-730 mm
Power supply:	220V - 50Hz
Load:	150 kg




43460

• **43460 ELECTRIC ALUMINIUM PATIENT LIFTER - FOLDABLE - max load 150 kg**
 Electric lifter with aluminum frame and coating surface. Foldable for easy storage and transfer. 7.5 cm Ø wheels: front wheels without brake, rear wheels with brake. The legs can be opened by pedal. One function hand controller. Provided with emergency stop button, emergency drop device and backup battery. Supplied with sling (43464). Multilingual manual: GB, FR, IT, ES.

TECHNICAL SPECIFICATIONS

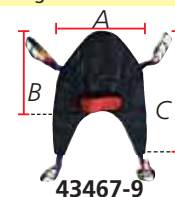
Overall length:	1180 mm
Overall width:	710 mm
Foldable size:	1310x710xh 335 mm
Boom height:	0-1610 mm
Push handle height:	1160 mm
Base open width:	1070 mm
Base clearance:	100 mm
Base length:	1120 mm
Base inner width:	600-960 mm
Power supply:	220 V - 50 Hz
Load:	150 kg



GIMA code	SLING	Depth	Sizes mm		
			A	B	C
43464	Sling - S - nylon	350	920	360	1050
43465	Sling - M - nylon	350	920	560	1050
43466	Sling - L - nylon	350	1150	650	1300



GIMA code	SLING with headrest and waist strap	Depth	Sizes mm		
			A	B	C
43467	Sling - S - nylon	350	700	600	1000
43468	Sling - M - nylon	350	800	650	1200
43469	Sling - L - nylon	350	950	650	1300



LIFTING STANDS



27645

Base 87x70 cm

Adjustable height
182 to 200 cm

• **27645 LIFTING STAND**
 Tubular painted steel frame with adjustable chromed steel joint. Can be fully disassembled to reduce size. Three main height adjustments. Triangle hangs from belt with adjustable length.

• **27664 LIFT POLE**
 Lift pole made of steel frame with coating surface. The frame is composed of 4 parts, easy to assemble. Supplied with hand ring. Multilingual manual: GB, FR, IT, ES, PT, DE, GR, RO, PL, SE.

TECHNICAL SPECIFICATIONS

	27645	27664
Overall length:	864 mm	725 mm
Overall width:	700 mm	690 mm
Overall height:	2000 mm	1935 mm
Ring center:	-	1520 mm
Load*:	80 kg	75 kg

*Lifting stand load considers half body lift



27664



LIFT ARMCHAIRS WITH 1 OR 2 MOTORS

Lift armchairs that feature a powered lifting mechanism that pushes the chair up from its base to assist the user to a standing position. Armchairs and covers made of microfibre, easy to clean. Power supply: 100-240 V - 50/60 Hz. Multilingual manual: GB, FR, IT, ES.

1 motor lift armchair:

the chair's backrest and footrest can lift or recline together.

2 motors lift armchair with extra lifting footrest:

it can reach the bed position providing a relaxing experience. Its backrest and footrest can operate separately to any position. Extra lifting footrest allows 8 cm lifting adjustment higher than flat position.

**ARIANNA LIFT ARMCHAIRS
1 or 2
MOTORS**

ARIANNA LIFT ARMCHAIRS with 1 or 2 motors						
Blue	Brown	Green	Burgundy	Motors	Fireproof	Footrest
45170	-	-	45173	1 motor	no	standard
45175	45176	45177	45178	2 motors	no	extra
45179	-	-	-	2 motors	yes	extra

COVERS FOR LIFT ARMCHAIRS				
45195	45196	45197	45198	Covers for armchairs

SPARE MOTORS FOR LIFT ARMCHAIRS	
45162	Motor 1 for 1 motor chair - spare
45163	Motor 2A for 2 motors chair - up and down - spare
45164	Motor 2B for 2 motors chair - back and footrest - spare

Seat		Backrest	Chair		Load	
Width cm	Depth cm	Height cm	Width cm	Length cm (reclined)	kg	lbs
49	49.5	49	70	75	150	331



45176



45178



45175, 45179

GINEVRA LIFT ARMCHAIRS with 2 motors						
Blue	Brown	Green	Burgundy	Motors	Fireproof	Footrest
45180	-	45182	45183	2 motors	no	extra
-	45184	-	-	2 motors	yes	extra

COVERS FOR LIFT ARMCHAIRS				
45195	45196	45197	45198	Covers for armchairs

SPARE MOTORS FOR LIFT ARMCHAIRS	
45163	Motor 2A - up and down - spare
45164	Motor 2B - back and footrest - spare

Seat		Backrest	Chair		Load	
Width cm	Depth cm	Height cm	Width cm	Length cm (reclined)	kg	lbs
46	51	40	66	74	150	331

**GINEVRA LIFT ARMCHAIRS
2 MOTORS**



45180



45183



45182

FLAVIA LIFT ARMCHAIRS with 2 motors						
Blue	Brown	Burgundy	Motors	Fireproof	Footrest	
45185	45186	45188	2 motors	no	extra	
-	-	45190	2 motors	yes	extra	

COVERS FOR LIFT ARMCHAIRS			
45195	45196	45198	Covers for armchairs

SPARE MOTORS FOR LIFT ARMCHAIRS	
45163	Motor 2A - up and down - spare
45164	Motor 2B - back and footrest - spare

Seat		Backrest	Chair		Load	
Width cm	Depth cm	Height cm	Width cm	Length cm (reclined)	kg	lbs
47	50	47	74	78	150	331

**FLAVIA LIFT ARMCHAIRS
2 MOTORS**



45188, 45190



45185



45186

8 CM EXTRA LIFTING FOOTREST

Extra lifting footrest allows 8 cm lifting adjustment higher than flat position



BED-TRAY - FOLDING LEGS

• **44751 BED TRAY - white**
 Plastic moulded bed-tray with containing edge.
 Chrome plated steel tube folding legs.
 Size: 58x39xh5 cm.
 Pack size: 65x45xh 8 cm.
 Weight: 1.9 kg



44751
 MADE IN ITALY

DINING TABLE

• **27449 DINING TABLE**
 Patient dining table with polished aluminium tubular structure. White laminated wooden top, with anti-shock rubber PVC band.
 Two rubber feet and two plastic wheels Ø 50 mm for easy mobility and comfortable use. Delivered in kit form.

Size: 110x42x93 cm

27449

MADE IN ITALY



OVERBED TABLES



Tray dimensions:
 58x39xh 5 cm

MADE IN ITALY

Adjustable height:
 75 to 114 cm

Base: 70 x 44 cm **27469**



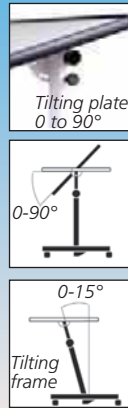
Tabletop 60x40 cm

Adjustable height
 61 to 94 cm

27475

4 castors,
 2 with brake

MADE IN FRANCE



Tilting plate
 0 to 90°

0-90°

0-15°
 Tilting frame



Adjustable height:
 72 to 110 cm

Multilingual instructions:
 GB, FR, IT, ES, PT,
 DE, RO, SI.

27448



Set into the panel

Lock and adjustable panel

Adjustable height

• **27469 OVERBED TABLE - moulded tray**
 Frame made of chrome plated steel tube. Serving tray made of thermoformed anti-shock plastic material with retaining edges and pre-formed bottle, glass and cutlery holder. Base with 4 Ø 50 mm castors. Carton size: 59x22x63 cm. Delivered in kit form.

• **27475 OVERBED DIFFUSION TABLE - white**
 Overbed table with high quality, laminated, fire resistant tabletop with an edging strip. Epoxy coated "C" shaped steel frame allows for closer access while sitting on a chair. Delivered ready to use and easy to fold flat (15 cm) for ease of storage. Weight: 8 kg. Max load: 10kg.

• **27448 OVERBED TABLE**
 Overbed table with steel frame and high density board. Base with 4 Ø 50 mm (2.5") removable castors (2 with brake). Adjustable height and angle. Board size: 41x61 cm. Carton size: 65x7x67 cm. Delivered in kit form.

MASTER OVERBED TABLE



Height adjustment
 (765-1050 mm)

Extra large ABS table top with cup socket

Air spring for height adjustment

27447

• **27447 MASTER OVERBED TABLE**
 High quality overbed table with adjustable height by gas spring system. Easy to clean table top made of ABS material, equipped with cup holder and high edges to protect objects from falling down. Anti-collision and durable round corner design. Bottom frame is sprayed with carbon steel. 4 revolving rubber castors Ø 50 mm, 2 with brake.
 Size: 890x440xh 765-1050 mm.

OLYMPUS BEDSIDE TABLES



43550

43551

43552

MADE IN ITALY

- **43550 OLYMPUS BEDSIDE TABLE**
- **43551 OLYMPUS BEDSIDE TABLE with OVERBED TABLE**
- **43552 OLYMPUS BEDSIDE TABLE with TILTING OVERBED TABLE**

Double-sided bedside tables made of polyethylene. The inner compartment has a removable plastic shelf and a removable grid at the bottom to guarantee ventilation. Side panels include plastic towel holder, two cup and two bottle holders all equipped with retaining clamps. Drawer and doors made of moulded polyethylene plastic material with integrated handles. Height adjustable overbed tables (43551, 43552) with epoxy powder-coated steel frame with raised edges to avoid spills. 360° rotation and horizontal maneuverability of plate. Tilting top at different angles (43552 only). Four 55 mm Ø twin swivel castors.

TECHNICAL SPECIFICATIONS

Size: 61.5x48.5xh 75 cm (43550) 61.5x48.5xh 91 cm (43551-2) Overbed table (only 43551-2): size: 57x44 cm
 Weight: 14.5 kg (43550), 21.5 kg (43551-2) height: from 91 to 121 cm
 Drawer compartments size: small: 36x10xh 8.5 cm horizontal extension: 15 cm
 large: 36x18xh 8.5 cm
 Interior compartment size: 32.5x38xh 44 cm

ROOM FURNITURE

- 43525 ROOM WARDROBE - streaked beige
- 43526 ROOM WARDROBE - blue/ivory
- 43530 ROOM TABLE - ivory

Room wardrobes

Structure made of melamine, available in two colours: streaked beige or blue/ivory. Internal central partition that forms two compartments: one compartment with 4 adjustable shelves and drawer, other compartment has an upper shelf with rod for clothes and bottom shelf to store shoes. Provided with cylinder lock, 4 visible feet (height: 15 cm) with levellers.

Size: 90x54xh 185 cm.

Delivered disassembled.

Room table

Top in ivory wood agglomerate with perimeter edge in ABS. 4 legs in aluminium painted steel with levellers.

Artemide Bedside tables See at bottom.



27655



MULTIFUNCTION DOUBLE BASE UNITS

DOUBLE BASE UNITS

High quality double base units made of wood covered with scratch-resistant and anti-reflective melamine finish. The top, bottom and back of the structure and the shelves are covered with ABS edges. 4 legs (height: 15 cm) with levellers. Two models: one with 4 drawers and door with 2 shelves (41.4 cm) and the other one with 2 doors and 2 shelves (86.4 cm). It can be requested in different colours.

GIMA code	DOUBLE BASE UNITS - 90x60xh 85 cm							
43510	4 drawers + door with 2 shelves - white							
43514	4 drawers + door with 2 shelves - any colour*							
43515	2 doors with 2 shelves - white							
43519	2 doors with 2 shelves - any colour*							
Available Colours:	412	431	441	482	484	499	861	1818

*You have to indicate requested colour with order. Available in 30 days

CHANGING MATTRESS - 92x62 cm	
43520	Changing mat for baby - white - optional

Optional changing mat for baby

Soft and comfortable changing mat can be applied on upper panel of double base unit. Made of a particle panel with foam padding covered with faux leather, fire retardant. Class 1 IM.



BEDSIDE TABLES



MEDEA BEDSIDE TABLES

Bedside tables made of 100% pure ABS plastic injection. Non-toxic, strong, anti-rust and anticorrosion. Easy to clean and long life time using. ABS top designed to avoid stuff falling. Provided with easy to clean and anti-rust towel hook on one side, one retractable shelf, one drawer and a door with two internal shelves for big storage space. Size: 48x48x76 cm (27651). Size: 48x48x87 cm (27648).

- 27651 MEDEA BEDSIDE TABLE
- 27648 MEDEA BEDSIDE TABLE with shoe holder

ARTEMIDE BEDSIDE TABLES

Structure, drawer and door in wood agglomerate covered with melamine material with scratch-resistant and anti-reflective finish. Coated with embossed ABS edges. The door is secured to the structure by sturdy metal hinges with anti-corrosion treatment. Handle in satin steel, 4 wheels Ø 55mm (two with brake), adjustable and removable inner shelf. Class E1- a, EN 120/92.

- 27654 ARTEMIDE BEDSIDE TABLE - streaked beige
- 27655 ARTEMIDE BEDSIDE TABLE - blue

FEBO BEDSIDE TABLES

Epoxy powder coated steel sheet 8/10 body. Towel holder and lateral bottle holder (27662 only). Soft rubber antitrauma handle. Sliding drawer with removable ABS tray. Inner removable shelf. 4 revolving castors (2 with brake)

- 27674 FEBO BEDSIDE TABLE - blue avio RAL 5014
- 27675 FEBO BEDSIDE TABLE - other colours*

RAL 5010	RAL 2003	RAL 6019	RAL 1013	RAL 7040
----------	----------	----------	----------	----------

*Available in 30 days. Minimum order 10 pcs.

- 27662 FEBO BEDSIDE TABLE WITH BOTTLE HOLDER - blue avio RAL 5014

NEONATAL CRADLE

• 43500 NEONATAL CRADLE with trolley

Transparent unbreakable plastic cradle with round edges and ventilation holes. Epoxy powder painted mainframe made of curved and welded tubular steel. Trolley shape allows horizontal and Trendelenburg inclinations and bedside positioning. 4 synthetic rubber castors Ø 75 mm, two with brake. Weight: 15 kg. Max load: 10 kg. Manual: GB, FR, IT, ES. Delivered disassembled.



Dimensions:
83.5x52.5x 90 cm

43500

MADE IN ITALY

• 43501 CRADLE - spare

• 27685 MATTRESS 63x37x5.5 cm - fireproof

With removable fire retardant cover.

• 27686 COVER - water proof



27400

BABY CRADLES

• 43502 BABY CRADLE - light blue

• 43503 BABY CRADLE - pink

Cradles with stylish and ergonomic design to provide a comfortable experience for babies. Transparent baby basin made of plastic. Wear-resistant, antiskid, shock absorption double side castors Ø 76 mm (3") can freely rotate 360°. Easy to operate handle to control gas spring. 12° reverse Trendelenburg. Adjustable height by hydraulic pump. Size: 875x525xh 650 to 900 mm. Packing size: 930x560x850 mm. Supplied with baby basin.



43502

• 43504 MATTRESS+LINER - optional

Antimicrobial, fire-retardant, polyurethane mattress 40x76x2 cm. Zip L Tekma liner. Waterproof and antimicrobial.



Mattress with flannel cover and foam inside
43503 + 43504



Adjustable height



+12° Reverse Trendelenburg

SWADDLING TABLE

• 27400 SWADDLING TABLE - beige

Baby changing table with Itallumag tubular frame with 2 shelves. Padded worktop 115x60 cm in soft washable fireproof (Class 1 IM) simulated leather and lower shelf 100x40 cm, in laminated chipboard panel.

Max load: 50 kg
Size: 115x63xh 85 cm
Weight: 28 kg
Delivered disassembled.

MADE IN ITALY

PEDIATRIC BED

• 27399 PAEDIATRIC BED 1-4 years - ivory

Epoxy powder painted mainframe made of steel tube Ø 30 mm, ready to be hooked into the mattress platform. Mesh mattress platform made of oval tube 40x20 mm, fixed to the mainframe with removable bolts. Side rails 62 cm h. sliding on chromed steel guides, with safety device. Legs with 4 castors Ø 80 mm, two with brake. Weight 35 kg. External measurement 140x70xh 130 cm. Inner size 130x65xh 63 cm.

• 27687 MATTRESS 125x62x10 cm - fireproof

• 27688 COVER - water proof



27399

MADE IN ITALY

CHILDREN BEDS - 2 CRANKS

• 43506 CHILDREN BED - 2 cranks - light blue

• 43507 CHILDREN BED - 2 cranks - pink

Beds for children with frame made of sheet metal bending and welding. Plastic parts made of ABS material and epoxy painting. Bed ends are made of PP blow moulding to protect bed and patient.

• 43508 MATTRESS - 1770x720x100 mm - optional

Mattress made of polyurethane foam, density 30 Kg/m³. Radiotransparent, antimicrobial, latex and CFC free. Odourless and fire retardant. Supplied with 100% polyester liner, washable.

Guardrail

Aluminium alloy liftable guardrail with 8 cm distance among protective tubes. 3 gears to adjust height, anti-pinch hands to protect children.

43507

Hand control
Manual cranks to control back and leg liftings

Shoes' holder
Utility and shoes holder

TECHNICAL SPECIFICATIONS

Size: 1880x900xh 1260 mm
Bed height: 585 mm
Mattress platform: 1770x720 mm
Back-rest adjustment: 0-75° (± 10°)
Knee-rest adjustment: 0-35° (± 10°)



IV Pole
Stainless steel IV pole, bearing 15 kg


Platform
Concave vent hole design of the panel allows strong air permeability and can effectively prevent bedsores.

Castors Ø 12.7 cm (5") castors with brakes

STANDARD ACCESSORIES

1 set full length side rail
1 stainless steel IV pole bearing 15 kg
4 IV pole provision (2 on each head)
2 drainage hooks
4 buffer air springs
Shoe holder

MATTRESSES, COVERS AND PILLOWS



27680


- 27690 MATTRESS 190x80x12 cm
 - 27680 MATTRESS 195x85x14 cm
- Polyurethane foam mattresses, density 30 kg/mc
- 27691 POLYESTER COVER 190x80x12 cm - white
 - 27681 POLYESTER COVER 195x85x14 cm - white



27692

Medical Device Class 1.
Registration RE1535D20D11M00003

- 27692 DAMA MATTRESS 195x85x14 cm
- Expanded polyurethane mattress, density 30 kg/mc.
Fire proof and latex free.
Antibacterial, hypoallergenic and antifungal.
Autoclavable at 135 °C.




- 27682 MATTRESS WITH COVER 195x85x14 cm
- Polyurethane foam mattress, density 30 kg/mc with flame retardant, 100% breathable polyester cover. Class 1



Medical Device Class 11M.
Registration RE1535D20D11M00008

- 44804 HNF MATTRESS WITH COVER 195x85x14 cm
- Polyurethane foam mattress, density 35 kg/mc. Non deformable, antibacterial, antifungal and autoclavable at 135°C.
Supplied with TEKMA polyurethane cover with zip fastener.



Medical device Class 11M.
Registration RE1535D20D11M00014

- 44806 AMYLIFE MATTRESS WITH COVER 195x85x14 cm
- Mattress with polyurethane foam base and viscoelastic high density top. Density 35 kg/mc (base), 60 kg/mc (top). Non deformable, antibacterial, antifungal and autoclavable.
Supplied with TEKMA polyurethane cover with zip fastener.



Medical Device Class 11M.
Registration RE1535D20D11M00008

- 44803 MATTRESS WITH COVER 195x85x18 cm
- Polyurethane foam mattress, density 35 kg/mc. Non deformable, antibacterial, antifungal and autoclavable at 135°C.
Supplied with TEKMA polyurethane cover with zip fastener.



Class 11M.
Registration RE1535D20D11M00001

- 27696 PILLOW 45x75x10 cm
- Polyurethane foam, transpirant, pillow, density 21 kg/mc with polyester, fire retardant, cover. Washable at 95°C, autoclavable.



Class 11M.
Registration VA735D11M00014

- 44812 SWEET DREAM PILLOW 50x80x18 cm
- Polyester padding and polyester cover washable at 40°C. Fire retardant.



Class 1

- 27681 POLYESTER COVER 195x85x14 cm - white
- Transpirant polyester fireproof cover for mattresses (27680, 27682, 27692)



Class 1


- 27695 TEKMA POLYURETHANE COVER - 195x85x18 cm - white
- Soft, fire retardant, transpirant and waterproof cover. Universal (up to h14 cm) with elastic. Washable. Autoclavable at 134°C.

BACKREST



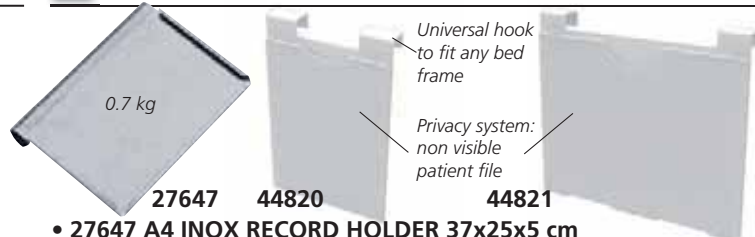
- 44825 BACKREST - blue
- Painted steel tubular frame. Adjustable in 5 positions.

COVER LIFTER



- 27642 COVER LIFTER
- Chromed steel tubular frame. Can be disassembled.

A4 AND A3 RECORD HOLDERS



- 0.7 kg
- 27647 44820 44821
- 27647 A4 INOX RECORD HOLDER 37x25x5 cm
 - 44820 A4 PVC WHITE RECORD HOLDER 24x32 cm
 - 44821 A3 PVC WHITE RECORD HOLDER 43x32 cm
- Universal hook to fit any bed frame
Privacy system: non visible patient file

HOSPITAL BEDS



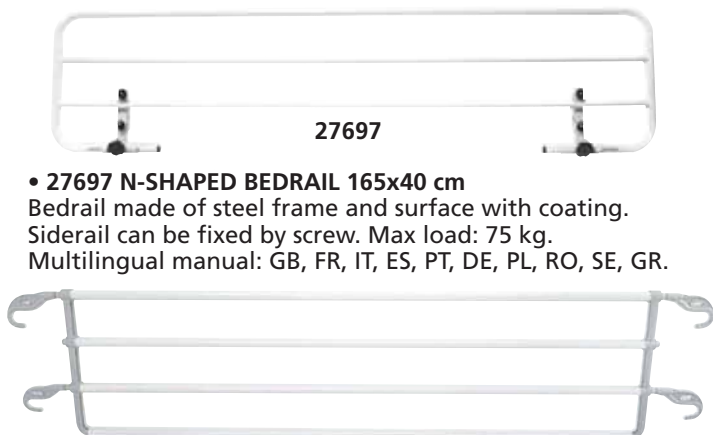
BED WITH ADJUSTABLE HEAD SECTION

- 27600 BED WITH 1 ARTICULATION
 - 27601 BED WITH 1 ARTICULATION with castors
- Painted steel frame with net.
Pipe frame with net for head movement.
2 heads in chromed pipe complete with MDF bilaminated coated panel. Movement by a crank. Protection of end run. Rubber castors Ø 100 mm, with brakes (only for code 27601)
Size: 206x89xh 90 cm. Height of frame from bottom 52/55 cm. Size of frame: 200x85 cm. Weight 32 kg. Load 110 kg.

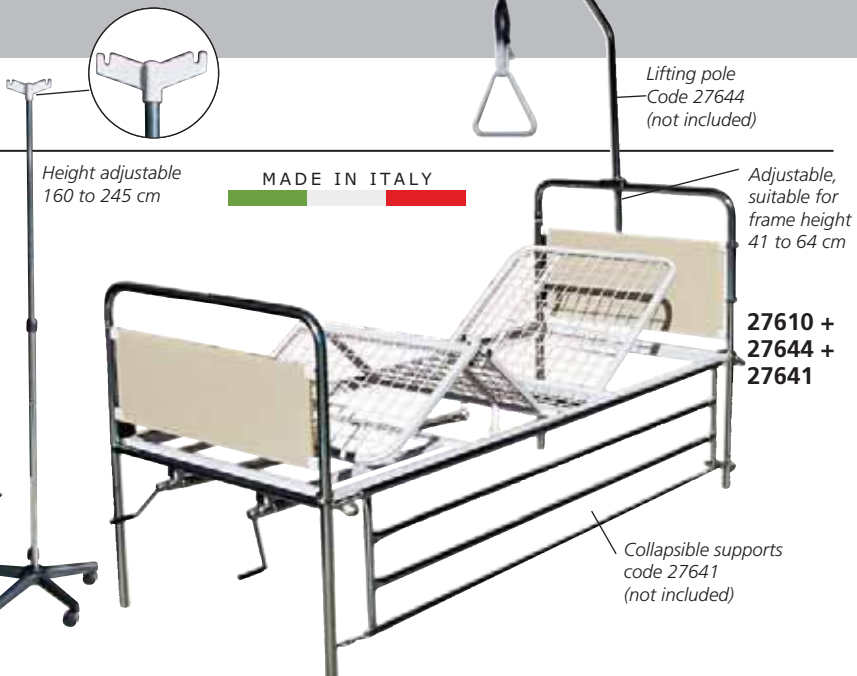


- 27607 STANDARD PLUS BED
 - 27608 STANDARD PLUS BED with Ø 100 mm castors
- Chrome-plated steel bed ends.
Laminated plastic panels. Rigid mesh mattress platform. Adjustable back-rest. Size: 206x89xh 90 cm. Load 110 kg.

ACCESSORIES FOR BEDS



- 27697 N-SHAPED BEDRAIL 165x40 cm
 - 27698 DELUXE ADJUSTABLE BEDRAIL 194-220x43.5 cm
- Bedrail made of steel frame and surface with coating. Siderail can be fixed by screw. Max load: 75 kg. Multilingual manual: GB, FR, IT, ES, PT, DE, PL, RO, SE, GR.
- Bedrail made of steel frame and surface with coating. Adjustable siderail length by spring. Max load: 75 kg. Multilingual manual: GB, FR, IT, ES, PT, DE, PL, RO, SE, GR.



BED WITH ADJUSTABLE HEAD AND FOOT SECTION

- 27610 BED WITH 3 ARTICULATIONS
 - 27611 BED WITH 3 ARTICULATIONS with castors
- Painted steel frame with 3 section net.
Painted steel pipe, 200x85 cm.
2 heads in chromed pipe complete with MDF bilaminated coated panel. Movement by 2 cranks. Protection of end run. Rubber wheels Ø 100 mm, two with brake (only 27611)
Size 206x89xh 90 cm. Height of frame from bottom 52/55 cm. Size of frame: 200x85 cm. Load 110 kg. Weight 42 kg.



- 27605 STANDARD BED
 - 27606 STANDARD BED with Ø 50 mm castors
- Basic bed made of epoxy - coated steel.
Head and foot ends with plastic feet (27605) or castors (27606). Rigid mesh mattress platform. Load 110 kg.



- 27637 Bed side pad
 - 27649 Raising block
 - 27646 IV stand
- Protection for patients against accidental collisions on rigid sides of the bed. Made of polyurethane foam with not removable outer coating water-repellent and flame retardant. Size: 166x50xh 3 cm
- Designed to raise bed or chair by 9 cm (inner Ø 8.7 cm, base Ø 16.6 cm)
- Stainless steel IV stand with 4 hooks

GIMA code	ACCESSORIES FOR ALL BEDS
27641	Universal collapsible supports - pair - see above
27644	Lifting pole - see above
27646	4 Hook IV stand for bed - stainless steel
27637	Bed side pad with velcro
27649	Raising blocks 9 cm - kit of 4
27841	I.V. Stand - 5 wheels trolley, see page 140

MANUAL PATIENT BEDS WITH 3 OR 4 JOINTS

Guardrail
Aluminium alloy side rail, 6 staff, collapsed type with safe lock



44740

Mattress retainer
Platform integrated mattress retainer on both sides (back and leg section), with a boarder of 33 mm high

Castors
4 Ø 12.7 cm castors

Hand control
Cranks to control lifting

IV Pole
Stainless steel IV pole, bearing 15 kg



44742

Wall bumper wheel
Equipped with 4 bumpers to protect the bed and wall

- 44740 3 JOINTS PATIENT BED - 2 cranks - castors
- 44742 4 JOINTS PATIENT BED - 3 cranks - variable height - castors

Manual patient beds with 3 or 4 joints adjustable by means of 2 or 3 cranks. PP head and foot board equipped with bumpers wheel Ø 65 mm, preventing collision. PP bed platform, divided in 4 or 5 sections with integrated mattress retainer. Plastic parts and epoxy painting.

Plastic parts and epoxy painting.

TECHNICAL SPECIFICATIONS

Size:	2130x995 mm
Height:	500 mm (44740), adjustable 420-730 mm (44742)
Mattress platform:	1925x900 mm
Max. patient load:	200 kg
Movement:	2 cranks (44740), 3 cranks (44742)
Back-rest adjustment:	0-70° (± 5°)
Knee-rest adjustment:	0-38° (± 5°)

STANDARD ACCESSORIES

- 2 foldable side rails
- IV pole 4 hooks
- 4 IV pole provisions
- 2 drainage hooks



44742 Height adjustment

ELECTRIC PATIENT BEDS

Mattress retainer
Platform integrated mattress retainer on both sides (back and leg section) with a boarder of 33 mm high

Guardrail
Aluminium alloy foldable side rail, 6 staff, collapsed type with safe lock

IV Pole
Stainless steel IV stand, bearing 15 kg

Angle indicator
Integrated angle indicator to clearly show back-rest and Trendelenburg position

Guardrail
Tuck away side rail with integrated buffer. Handle allows patient to get up and off the bed easily

Hand controller
Controller with flexible spiral cable for easy operation. Nurse can control all standard functions



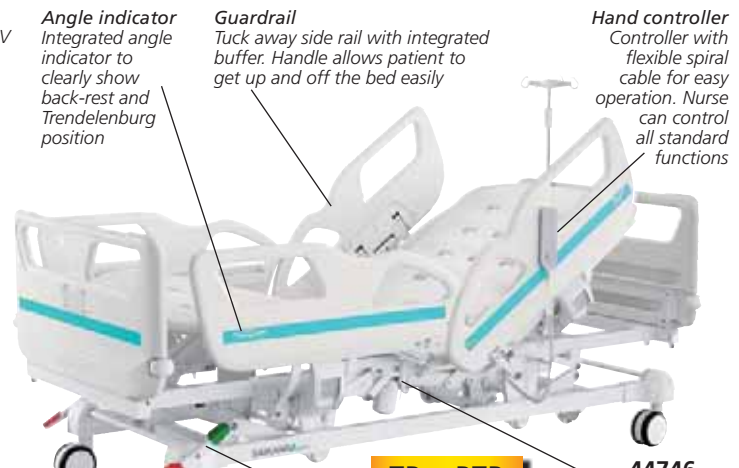
44744

Castors
4 Ø 12.7 cm (5") anti-winding hard shell covered castors

Hand controller
It allows to adjust bed sections

Bumper wheel
Equipped with 4 bumpers Ø 65 mm to protect bed and wall

- 44744 ELECTRIC PATIENT BED - adjustable height
 - 44746 ELECTRIC PATIENT BED with TR and RTR - adjustable height
- Electric patient beds with integrated PP bed platform and electric motor to facilitate different movements of bed sections. Hand controller allows nurses to control standard functions. Both models have an American motor with UL/ROHS/EN standard. Plastic parts and epoxy painting. PP head and foot board equipped with four bumpers wheels Ø 65 mm. It is provided with auto-regression 10+9 cm (44746 only) to minimize the pressure and shear forces in patients' pelvic area and to reduce development of pressure ulcers.



TR + RTR

44746

Castors
4 Ø 12.7 cm (5") double side castors with central locking. Anti-winding hard shell cover

Brake system
Brake spring retains quality even after 10.000 uses

Drainage hooks
Plastic drainage hooks integrated inside the siderails

- ### STANDARD ACCESSORIES
- 1 hand controller
 - 1 set foldable side rails (44744 only)
 - 1 set PP side rails extra height (44746 only)
 - 1 IV stand with 4 hooks
 - 4 IV pole provisions
 - 2 drainage hooks
 - 4 angle indicators (44746 only)



TECHNICAL SPECIFICATIONS

	44744	44746
Size:	208.5x99.5 cm	208.5x102.5 cm
Height adjustment:	from 42 to 73 cm	from 45.5 to 74.5 cm
Mattress platform:	192.5x90 cm	
Safe working load:	200 kg	250 kg
Back-rest adjustment:	0-75° (± 5°)	
Knee-rest adjustment:	0-46° (± 5°)	0-32° (± 5°)
Trendelenburg:	-	0-12°
Reverse Trendelenburg:	-	0-12°
Angle indicator:	-	0-90°
Auto-regression:	-	10+9 cm
Position line:	-	30°
Motor: life:	20.000 movements	
Motor: noise:	under 50 dB	
Voltage:	100-240 V - 50/60 Hz	

HEIGHT ADJUST. ELECTRIC BED WITH TR AND RTR



Bed weight
140 kg

Size:
110x225xh 91 cm

44799

MADE IN ITALY

4 castors Ø 150 mm
with central brake system
with directional control

44800

Bed weight
130 kg

Size:
110x225xh 91 cm

4 containing sector side rails,
made of technopolymer, and
single collapsible

Moulded
removable head
and foot boards with
integrated handle useful
for movements

- 44799 HEIGHT ADJUSTABLE ELECTRIC BED - compass rail
- 44800 HEIGHT ADJUSTABLE ELECTRIC BED

3 joint, 4 section Hospital bed, with electronic adjustment of height and platform, Trendelenburg and Reverse Trendelenburg positions (15°).

All steel components are epoxy-coated.

Back section regulation using electric actuators with anti-crushing and rototranslation function to avoid abdominal crushing. Both bed sides have CPR manual levers for emergency manoeuvres.

Foot rest adjustment by click mechanisms allowing 6 positions.

Remote control to maintain position or disable.

The keypad allows adjustment of backrest, bed surface height, legs and foot rest, comfort position, TR and RTR

- 44801 LIFTING POLE
- 44802 IV POLE
- 44803 FLAME RETARDANT MATTRESS with waterproof cover
Load 280 kg. Density 35 kg/m². Size 85x195x18 cm.

TECHNICAL SPECIFICATIONS

Minimum/maximum height surface: 380-780 mm
 Maximum backrest regulation: 71°
 Maximum leg/foot height regulation: 30°
 Trendelenburg/reverse trendelenburg: 15°
 Minimum/maximum height: 835-1245 mm
 Maximum total width/length: 1010/2260 mm (bumpers and siderails included)
 Worksurface width/length dimension 880/2000 mm
 Power supply: 160-230 V - 50-60 Hz
 SWL: 270 kg IEC protection class: I / B IP code (protection rating): IP66

SHOWER MATTRESS

- 27836 SHOWER MATTRESS

It allows bed-ridden, elderly or disabled patients to be washed directly on their bed, without any need for transfer/lift.

The patient can be showered with water coming from the tap via an extension hose or using the special pressurized water tank provided with flexible hose and shower head. Once finished, the water is drained into a suitable container. Complete with plug and flexible hose 6.4 m for quick water drain.

- 27837 WATER TANK - 10 l

Pressurized water tank complete with flexible hose 4 m and shower head operated by button.

- 27838 SHOWER EXTENSION HOSE - 6 m

Flexible, hose with button-operated shower head and tap adapter.

MADE IN ITALY



SHOWER TROLLEY - HYDRAULIC OR ELECTRIC HEIGHT ADJUSTMENT

- 44770 SHOWER TROLLEY - hydraulic

Shower stretcher can be used for both transport and showering. Ideal solution for treatment of patients in assisted baths of hospital or retirement home. Rubber castors Ø 12.5 cm with individual brake and one with directional lock to facilitate transport in long linear path. Automatic progressive tilting to allow a gradual water drainage. Safety side rails with one-hand folding/locking system. Supplied with PCM foam padded waterproof mattress and pillow made of fire-resistant auto-extinguishing Class 2 PVC, extendable and flexible drain hose (Ø 40 mm - length 1.5 m).

- 44771 SHOWER TROLLEY - electric
Same as 44770 but with electric lifting system (Linak actuator, 6,000N, DC 24 V, 4.5 A). IP x 5 control box with emergency stop.



TECHNICAL SPECIFICATIONS

Max working load:	190 kg	Size:	2,000 x 745 x h 740/1080 mm	Tilt for water discharge:	7°	Collapsible head end rail:	yes
Weight:	93 kg	Mattress height:	20 cm	Discharge hose length:	150 cm	Directional system:	yes

3 OR 4 MOTORS, ELECTRICAL, ADJUST. HEIGHT BEDS - 3 JOINTS/4 SECTIONS



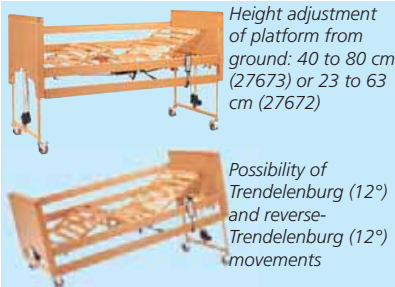
- 27693 3 MOTORS ADJUSTABLE HEIGHT BED - 84-125 cm
- 27683 4 MOTORS ADJUSTABLE HEIGHT BED - 24-65 cm
- 27684 4 MOTORS ADJUSTABLE HEIGHT BED - 84-125 cm

Three-joints, four section beds with adjustable height by fully electrical movements.
Steel mainframe, surface with coating
Mattress platform with four sections, anti-sliding steel surface. Backrest-section and leg-section adjustable by means of one (27693) or two (27683-27684) independent electric motors.
Fixed pelvis-section.
Head and foot boards made of solid beech wood with solid corners and edges.
Legs fitted with 4 castors with independent brake.
Richmat 3 or 4 motors and 5 functions hand controller.
Supplied with lifting pole. Multilingual manual: GB, FR, IT, ES.

TECHNICAL SPECIFICATIONS		27683	27684, 27693
Size of platform:		90x200 cm	
Overall height:		24-65 cm	84-125 cm
Platform height:		-	38-79 cm
External measurement:		102x215 cm	
Max inclination of back section:		70°	70°
Max inclination of leg section:		25°	25°
Max inclination of overall bed:		12°	12°
Height of bed end from mattress platform:		-	46 cm
Max load:		180 kg	
Operating power:		220 V - 50 Hz	



SPECIALISTIC BED, ELECTRICAL, ADJUST. HEIGHT - 3 JOINTS/4 SECTIONS



Height adjustment of platform from ground: 40 to 80 cm (27673) or 23 to 63 cm (27672)

Possibility of Trendelenburg (12°) and reverse-Trendelenburg (12°) movements

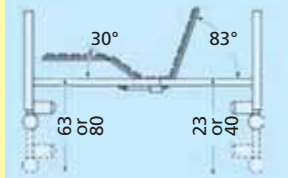


27673

- 27673 SPECIALISTIC BED with Trendelenburg - 40-80 cm
- 27672 SPECIALISTIC LOW BED with Trendelenburg - 23-63 cm

Three-joints, four sections bed with adjustable height from 40 to 80 cm or 23-63 cm with full electrical movements.
All welded mainframe made of rectangular steel tube 50x25x2 mm. Mattress platform with flexible wooden staves, complete with mattress-hold guides.
Backrest-section and leg-section adjustable by means of two independent electric motors 24V D.C. and push-button. Foot-section adjustable by means of a rack device.
Fixed pelvis-section.
Removable head and foot-end frames made of natural beech finish wood with solid corners and edges.
Comes complete with 2 vertical sliding bars with upper/lower lock/unlock keys and lifting pole.
Legs fitted with 4 castors Ø 100 mm with independent brake.

TECHNICAL SPECIFICATIONS	
Size of platform:	900x2,000 mm
Platform height:	400-800 mm (27673) 230-630 mm (27672)
External measurement:	1,030x2,140 mm
Max load:	135 kg
Weight:	102 kg
Operating power:	230 V - 50 Hz



27672

QUALITY
EN 1970:2000
DIN EN 1970:2000-12
EN 60601-2-38:2001
DIN EN 60601-2-52:2009

- 27676 WOODEN BEDSIDE TABLE - height adjustable, tiltable tray
- 27677 WOODEN BEDSIDE TABLE - extractable tray

Manufactured by quality laminated wooden panel.
Particularly functional: with drawer, 2 doors (can be used from both sides) and lateral height adjustable (73-100 cm)
tiltable tray at 90° (27676) or swing type tray (27677).




27676



27677

Size: 50x33xh 85 cm.
Lateral tray: 58x33 cm (27676),
72x36 cm (27677).
4 revolving castors (2 lockable).
ABS border.

INTEGRATED SYSTEM OF TREVIRA® CURTAINS



A COMPLETE SEPARATION SYSTEM

A complete system to create separations inside hospital rooms or outpatient wards.

System includes

4 STRUCTURES - include rings

- window curtain rails
- cabin curtain rail
- adjustable wall arms
- trolleys with 1 or 2 curtains

3 SIZES TREVIRA® CURTAINS IN 6 COLOURS - do not include rings

Window curtains rails

Available in 2 sizes: 160 cm (45492) need curtains 175xh 145 cm and 210 cm (45493) need curtains 225x145 cm

Cabin curtain rails

Size: 80x80 cm, need curtain 225xh 180 cm

Swing arm curtains - manual or electrical

Swing arm curtain is adjustable horizontally (180°) and can be bent down to 90° (45501 only) when not in use.

Telescopic tubular arm extension: open 210 cm, closed 88 cm (45500 and 45503) or 100 cm (45501).

Rings allow curtains to slide smoothly.

Trolley curtains - 1 or 2 curtains

Trolley made of stainless steel AISI 304 with 4 revolving castors (2 lockable). It allows the use of 1 curtain 225xh 145 cm (45505) or 2 curtains (45506), 1 long 225xh 145 cm and 1 short 175xh 145 cm. Arm can be bent down to 90° when not in use and curtain remains tied up.

Trevira® curtains

Trevira® curtains are flame-proof (Class I), antiallergic, avoid bacterial growth, waterproof and highly resistant to abrasion. Thick wett to avoid dust infiltration and improve privacy, washable up to 60°C. Available in 6 colours.

Custom-made curtains are available on request.



GIMA code	STRUCTURE: ARM OR TROLLEY WITHOUT CURTAINS
45492	Window curtain rail 160 cm
45493	Window curtain rail 210 cm
45495	Cabin rail 80x80 cm
45500	Adjustable arm
45501	Adjustable foldable arm
45503	Electric adjustable arm*
45505	Trolley for 1 curtain - foldable
45506	Trolley for 2 curtains - foldable

TREVIRA CURTAINS			
FOR WALL ARMS AND CABIN	FOR TROLLEYS AND WINDOWS		COLOUR
	Long trolley arm/rail: 225xh145 cm	Short trolley arm/rail: 175xh145 cm	
225xh 180 cm			
45510	45520	45530	Light blue
45511	45521	45531	Blue
45512	45522	45532	White
45513	-	-	Beige
45514	-	-	Green
45515	45525	45535	Peach

Light blue

Blue

White

Beige

Green

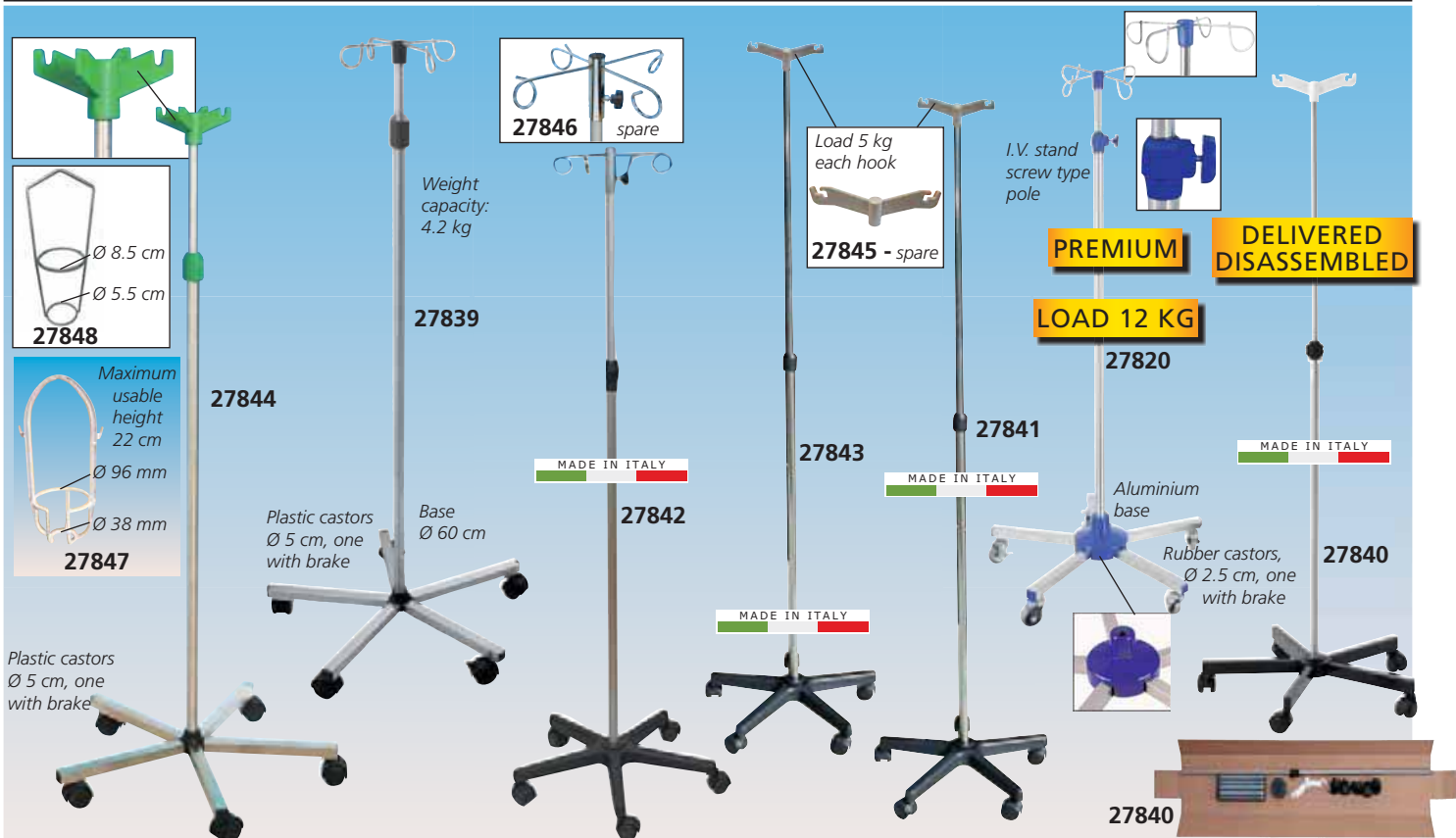
Peach

SET OF 18 RINGS - SPARE

 Ø INT. X EXT. 34x48 mm 39x53 mm 45508	 45509	Open rings for window rails and cabin Closed rings for wall arms and trolleys
--	-----------	--

*Adjustable horizontally (180°) by electrical control
139

I.V. STANDS



GIMA code	IV STANDS	Adjustable height	Weight kg	Base Material	Hook		Load kg		Castors with brake
					N	Material	Per hook	Total	
27839	Stainless steel AISI 304 IV stand	160-210 cm	3.3	stainless steel	4	stainless steel	1.2	5	1
27841	Chromed-steel IV stand	160-210 cm	2.9	plastic	2	plastic	5	10	-
27842	Chromed-steel IV stand	160-210 cm	3.2	plastic	4	metal	2	8	-
27843	Aluminium IV stand	165-210 cm	2.1	plastic	2	plastic	5	10	-
27840	Epoxy painted IV stand	160-220 cm	4.0	painted steel	2	plastic	5	10	-
27844	Stainless steel AISI 304 IV stand	135-215 cm	2.9	stainless steel	4	plastic	1.2	5	1
27820	Stainless steel AISI 202 IV stand	135-215 cm	3.5	aluminium	4	stainless steel	3	12	1
ACCESSORIES FOR IV STANDS									
27845	Plastic support for bottle holder - spare				2	plastic	5	10	
27846	Metal support for bottle holder - spare				4	metal	2	8	
27849	Stainless steel AISI 304 support for bottle holder - optional				2	stainless steel			
27847	Plastic bottle holder - box of 40 pcs.				-				
27848	Stainless steel AISI 304 bottle holder for bottle ≥ 1 l							2.5	

INFUSION STANDS

- 27826 INFUSION STAND
 - 27829 INFUSION STAND with hydraulic pump
- Made of chrome plated steel. Four chrome plated steel hooks. Five spoke stainless steel base Ø 60 cm with castors Ø 50 mm, two with brake. In conformity with MDR.



TECHNICAL SPECIFICATIONS		
	27826	27829
Adjustable height (cm):	160-250	189-260
Load (kg)*:	30	30
Weight (kg):	10	18
Frame for infusion pump (cm):	— 39x75 —	— — —
Packaging size (cm):	— 185x18x43 —	— — —

*Load 5 kg each hook, 10 kg frame for infusion pump



HYPODERMOCLYSIS STAND

- 27857 HYPODERMOCLYSIS STAND
- Stand with hydraulic height adjustment for hypodermoclysis, for washing and surgical irrigation. Hydraulic pump with pedal for height adjustment and gripping handle for easy transport.

Stainless steel adjustable gripping handle for easy transport

LOAD 28 KG



Pedal driven shock absorbing pump. Height adjustable: 147-247 cm Weight: 22 kg

Stainless steel base with 5 pivoting castors Ø 75 mm (2 antistatic with brake, 3 standard) and grey vipla bumpers.



PATIENT TROLLEYS - STRETCHERS



Removable top on the trolley

Adjustable backrest up to a 60°

MADE IN ITALY

Multilingual instructions: GB, FR, IT, ES



27801



Side rails code 27810 (not included)

27800 and accessories (not included)

Oxy bottle holder code 27813 (not included)

Basket Code 27812 (not included)

- 27800 PATIENT TROLLEY
 - 27801 PATIENT TROLLEY - removable top
- Made of chrome plated steel tube. Comes complete with mattress made of washable self extinguishing plastic material. Mounted on 4 castors Ø 100 mm two of which with brakes. Size: 180x54xh 80 cm. Load: 110 kg.

GIMA code	PATIENT TROLLEY ACCESSORIES - not included
27810	Side rails (couple)
27811	I.V. Stand
27812	Steel basket only for 27800
27813	Oxygen bottle holder

PROFESSIONAL WARD STRETCHER

MADE IN ITALY



44760 + accessories (not included)

FLAT PACK reduced shipping volume

- 44760 WARD STRETCHER
- Main features:
- Platform: all-welded mainframe made of semi-oval steel tube 50x25x2 mm.
 - Undercarriage: made of steel tube Ø 30x1.5 mm and oval steel tube 40x20x1.5 mm
 - Push/Pull handle: made of steel tube Ø 30x1.5 mm.
 - Surface finish: epoxy gloss finish standard grey 7040
 - Mattress platform section: two section mattress platform fitted with grids made of 5 mm Ø steel rods and square mesh 50x50 mm.
 - Backrest: square cross section 25x25x1.5 mm, adjustable by means of a rack device (5 positions).
 - Castors - four castors Ø 200 mm made of grey synthetic rubber two of which with independent brake.
 - Bumpers: Four bumpers at the corners made of anti-acid and anti-shock grey resin. Supplied disassembled.
- External size: 202x71xh 90 cm
Wired net height: 78 cm
Load: 135 kg.
Manual: GB, FR, IT, ES.

GIMA code	WARD STRETCHER ACCESSORIES - not included
44761	Side rails (couple) with automatic locking device
44762	I.V. Stand with two hooks
44763	Basket - grey painted steel
44764	Oxygen bottle holder* - chrome plated steel
44765	Fireproof simulated leather mattress - class I - 182x64x4 cm

*For oxygen bottle up to 41 cm, Ø 15,5 cm



44760 + 44761

TRENDELENBURG PATIENT TROLLEY - STRETCHER



Code 27810 side rails (not included)

Bumpers at all 4 corners

- 27850 TRENDELENBURG TROLLEY
- Made of steel-alloy, oven painted ral 9010, with chrome plated handles. Adjustable height from 50 to 70 cm, with oleodynamic pump. Trendelenburg up to 9°. Anti-Trendelenburg up to 14° (with gas pump). Plastic bumpers at four corners. Maximum load: 120 kg. 4 wheels of Ø 200 mm (2 with brake). Size: 65x184 (internal) x h 50-70 cm, 72x191 cm (external).

GIMA code	ACCESSORIES
27810	Side rails (couple) 100xh 28 cm
27853	I. V. Stand
27854	Oxygen bottle holder
27855	Mattress - black sky 3 cm thick in flame retardant material - 184x64x3 cm



Ø 200 mm wheels

Steel-alloy

MADE IN ITALY

27850

Oleodynamic pump for height adjustment

PROFESSIONAL PATIENT TROLLEY - ADJUSTABLE HEAD SECTION

- **27804 PROFESSIONAL PATIENT TROLLEY** with adjustable head section, side rails and oxygen cylinder holder
- **27805 PROFESSIONAL PATIENT TROLLEY - RADIOTRANSSPARENT FRAME** with adjustable head section, side rails and oxygen cylinder holder

Innovative, stylish comfortable trolley easy to use. Trolley made of sturdy tubular frame for optimal stability. Supplied with 4 wheels Ø 200 mm (2 with brake), bumpers, push handle.

Detachable frame with adjustable head section (27804) or fixed frame, 12 mm thickness, with adjustable head section (27805).

Size: 196x76xh 75 cm. Net size: 193x68 cm

Maximum load: 200 kg.

Weight: 70 kg.

- **27809 MATTRESS - 190x68xh 8 cm - blue**

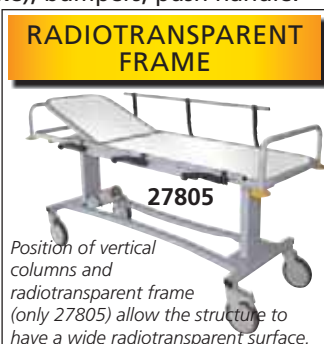
Made of 45% polyester, 55% polyurethane.

Fire retardant, Class 1.

Antistatic and antibacterial.

Density: 30 kg/m³ ±5%

- **27808 IV STAND with 2 plastic hooks.**



ADJUSTABLE HEIGHT PATIENT TROLLEY WITH TR AND RTR

- **27806 PATIENT TROLLEY - with adjustable height, TR and RTR**

Stylish sturdy and comfortable trolley with innovative design. Adjustable height by means of hydraulic pump with pedal placed on both sides. Lateral sides, easy and fast to fold.

The upper wire mesh is removable to guarantee a better hygiene. Equipped with push handles, 4 bumpers at the corners and a universal hold-cylinder.

Reclinable cushion by two racks easily actuated by the grip handle. Wheels 200 mm diam. with total and simultaneous central brake; one of 4 wheels is equipped with directional brake; activated by means of 4 lateral pedals.

The joints of the structure rotate on self-lubricating sintered threaded inserts. The trolley can reach the Trendelenburg (-10°) and anti-Trendelenburg (+10°) position very quickly thanks to a handle placed on the upper lateral side: it activates a gas spring (600N) that allows millimetric adjustability. The entire structure, in rectangular and round tubular is epoxy painted in grey and white colour.

Size: 199x76xh 52/87 cm (without mattress).

Load: 130 kg. Weight: 90 kg

- **27809 MATTRESS - 190x68xh 8 cm - blue**

Made of 45% polyester, 55% polyurethane. Fire retardant, Class 1. Density: 30 kg/m³ ±5%. Antistatic and antibacterial.

- **27808 IV STAND with two plastic hooks**



HYDRAULIC HEIGHT ADJUSTABLE PATIENT TROLLEY - TR and RTR

- **44790 HEIGHT ADJUSTABLE PATIENT TROLLEY - TR and RTR**

Two-section variable-height stretcher with adjustable backrest by gas devices up to 65°. Top made of radiolucent Hpl, steel frame and long leg section made of painted steel.

Possibility of insertion of cylinder basket and four IV poles, two in the head and two in the foot area.

Side bumpers on the frame for protection of the stretcher.

Two collapsible handles on the head side and one on the foot side, all in painted steel, to provide a safe and comfortable grip.

Adjustable height 530 to 890 mm by a large pedal located in the foot area. All steel parts are epoxy powder coated.

Manual Trendelenburg and Reverse Trendelenburg (±18°) by lever located at the foot side of the stretcher.

Sturdy folding steel side rails with compass movement.

Four castors Ø 200 mm with simultaneous brake controlled by centralized pedal, directional ones at the head.

- **44793 WATERPROOF, FIREPROOF, RADIOTRANSSPARENT MATTRESS 6 cm**

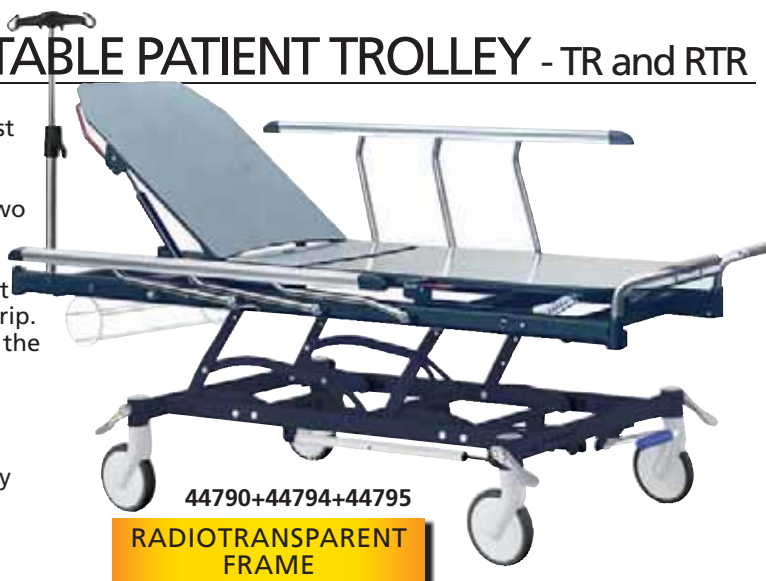
Mattress with waterproof, washable, atoxic cover.

Mattress allows cardio massage.

- **44794 I.V STAND 4 HOOKS**

- **44795 OXYGEN BOTTLE HOLDER**

- **44796 STORAGE BASKET**



TECHNICAL SPECIFICATIONS	
Overall size:	2000x825xh 530-890 mm
Table size:	1900x630 mm
Max. backrest inclination:	65°
Safe working load:	230 kg
Norms:	2017/745 EU, Medical Device Class I

MADE IN ITALY

PATIENT TRANSPORTATION TROLLEY - WITH TR AND RTR

- **44792 HYDRAULIC HEIGHT ADJUSTABLE PATIENT TROLLEY ON COLUMNS WITH TR AND RTR - side rails included**
Patient trolley with 1 joint, 3 sections and HPL radiolucent top. Head section continuously adjustable by gas devices up to 80°; back section moved by gas assist and foot section moved by rastomat. Epoxy powder-coated steel frame with multifunctional supports at the corners allowing insertion of up to two accessories per corner such as drip poles, monitor holders or others. Base with protective cover and compartment for gas bottles and objects. Equipped with four 200 mm Ø swivel castors and one with directional lock. Centralised, simultaneous braking system by means of a pedal located on the foot side. Folding handles at foot end. Pair of folding side rails with compass movement made of extruded aluminium alloy with automatic lock and double lowered position. Optional height-adjustable IV pole with 4 hooks. Large foot pedal on both sides of the stretcher to adjust height from 550 to 850 mm. Pedals on both sides for lowering and reaching the Trendelenburg and Reverse Trendelenburg positions (- 18° / + 18°). Control pedal with three positions: 1 free, 1 directional and 1 total lock. Suitable for transport even over long distances.
- **44793 WATERPROOF, FIREPROOF, RADIOTRANSSPARENT MATTRESS 6 cm - optional**
- **44794 I.V STAND 4 HOOKS - optional**
- **44795 OXYGEN BOTTLE HOLDER - optional**
- **44797 STORAGE BASKET - optional**



44792
+
44793
+
44794

Mattress with waterproof, washable, atoxic cover.
Mattress allows cardio massage.

MADE IN ITALY

TECHNICAL SPECIFICATIONS

Overall size:	2060x820xh 550-850 mm		
Size - weight:	1950x650 mm - 105 kg		
Max. backrest tilt:	80°		
Trendelenburg / RTR:	- 18° / + 18°		
Safe working load:	320 kg	Max. patient load:	260 kg
Norms:	MDR 2017/745; Medical Device Class I		

HYDRAULIC HEIGHT ADJUSTABLE PATIENT TROLLEY - WITH TR AND RTR

- **44782 HYDRAULIC HEIGHT ADJUSTABLE PATIENT TROLLEY with TR and RTR**
Metal patient trolley equipped with foldable aluminium alloy guardrails and two hydraulic pumps which allow height adjustment, Trendelenburg and reverse Trendelenburg. Four double castors Ø 20 cm, lockable by pedals on both sides. Waterproof PU mattress. Four detachable bumper wheels Ø 74 mm to protect bed and patients during transportation. Stainless steel IV pole with plastic hooks. X-ray translucent bed platform. Central wheel to facilitate direction control. Multilingual manual: GB, FR, IT, ES, PT, DE, GR, RO.



44782

TECHNICAL SPECIFICATIONS		
Size:	2100x850 mm	Knee-rest adjustment: 0-45°
Height adjustment:	630-930 mm	Trendelenburg: 0-15°
Back-plate adjustment:	0-75° (± 10°)	Reverse Trendelenburg: 0-15°

STANDARD ACCESSORIES		
1 set emergency push handle	4 IV pole provisions	1 set IV pole
1 set folding side rails	1 mattress	

HEIGHT ADJUSTABLE PATIENT TROLLEY

- **44780 HEIGHT ADJUSTABLE PATIENT TROLLEY**
Height adjustable patient trolley made of metal. Both bed frame and chassis have 30x50 mm square tube to make stretcher stronger and more stable. Bed platform and guardrail are made of high quality PP material. Back lift makes patient more comfortable. Equipped with strips to prevent patients from possibly sliding off the stretcher and 2 cm thickness mattress. Directional wheel and central locking pedals. Multilingual manual: GB, FR, IT, ES, PT, DE, GR, RO.



44780

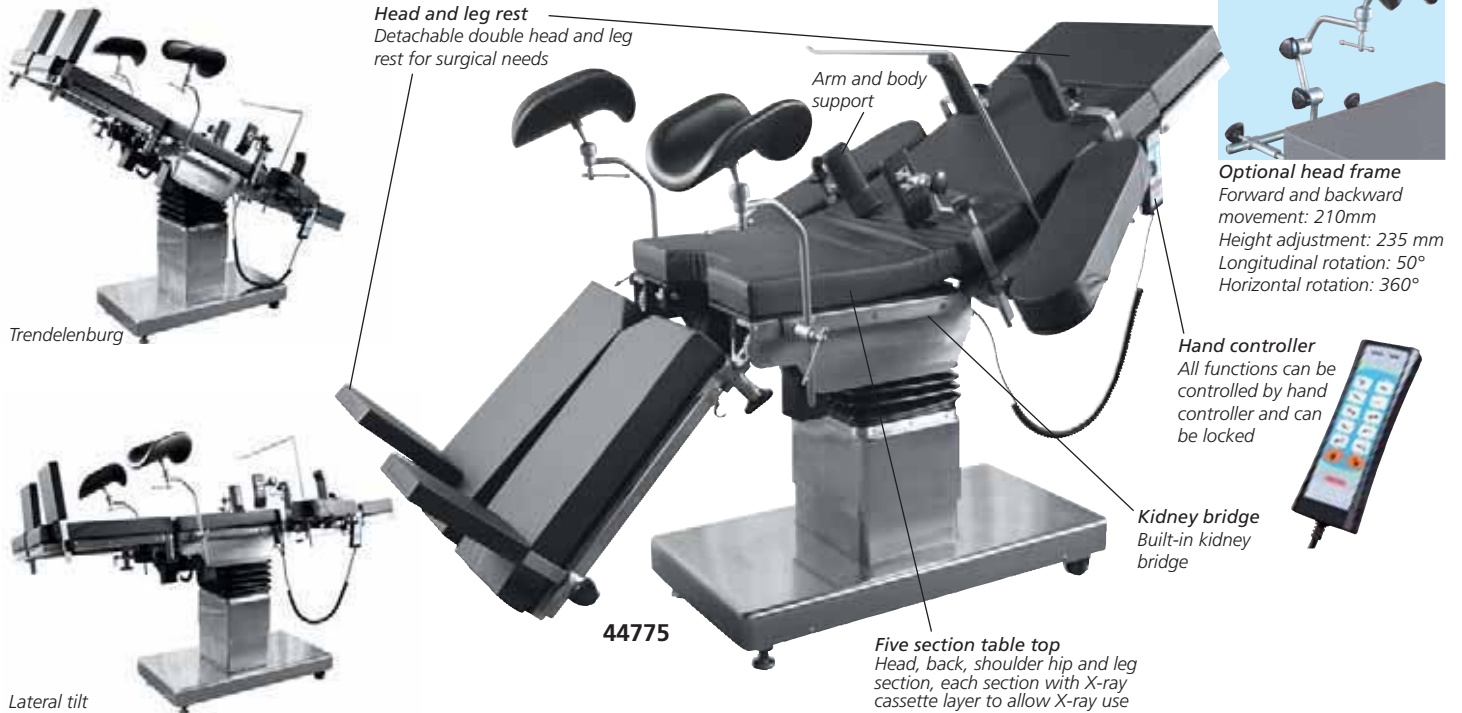
TECHNICAL SPECIFICATIONS		
Size:	1900x640 mm	
Height adjustment:	550-850 mm	
Back-plate adjustment:	0-70° (± 10°)	

STANDARD ACCESSORIES		
1 set IV pole	1 transfer mattress	
2 IV pole provisions	2 strips	
1 oxygen bottle holder for 2 l bottle	1 set ABS folding side rails	

Directional central wheel to facilitate direction control

Four double side castors Ø 15 cm lockable by pedal

ELECTRIC OPERATING TABLE WITH TR AND RTR



44776
 Optional head frame
 Forward and backward movement: 210mm
 Height adjustment: 235 mm
 Longitudinal rotation: 50°
 Horizontal rotation: 360°

Hand controller
 All functions can be controlled by hand controller and can be locked

Kidney bridge
 Built-in kidney bridge

Five section table top
 Head, back, shoulder hip and leg section, each section with X-ray cassette layer to allow X-ray use

Trendelenburg


Lateral tilt

44775

• **44775 ELECTRIC OPERATING TABLE with TR and RTR**
 Electric operating table for general surgical procedures, mainly made of 304 stainless steel. It is driven by low-voltage DC motor with safe and stable performance. Table movements can be controlled by means of an easy-to-use hand controller. Super wide table top, super long sliding distance. Leg rest with integrated gas spring for easy control. Suitable for X-ray and C-arm surgery thanks to an extra-long horizontal sliding.
 Max. load: 200 kg.

• **44776 OPERATING HEAD FRAME - optional**

• **44777 MULTI-FUNCTIONAL ORTHOPEDIC FRAME - optional**



44777
 Traction stroke ≥ 200 mm
 Adjustable length and height 170-190x48x77-102 cm

TECHNICAL SPECIFICATIONS

Size:	210x50xh 80-100 cm
Max. load:	200 kg
Trendelenburg:	0-25°
Reverse Trendelenburg:	0-22°
Lateral tilt (left/right):	0-20°
Head rest (up/down):	0-45°/0-90°
Back plate (up/down):	0-75°/0-20°
Foot plate (up/down):	0-15°/0-90°
Foot plate horizontal positioning:	0-90°
Horizontal sliding:	30 cm
Kidney bridge elevation:	11 cm
Voltage:	110-220 V, 50/60 Hz
Power capacity:	1.0 Kw

STANDARD ACCESSORIES

Mattress	2 leg supports with cushion
1 anesthesia screen frame	2 foot supports with cushion
2 shoulder holders with cushion	1 kidney bridge handle
2 arm holders with cushion	1 IV stand

INOX WORKING TABLE



27909

MADE IN ITALY

• **27909 INOX WORKING TABLE**
 Working table, equipped with two drawers (47x30x12 cm) each side, to work on both sides. Stainless steel AISI 304 frame, structure made of square tubular, table top and lower shelf made of smooth stainless steel. Mounted on 4 castors Ø 100 mm, two with brakes. Size 120x70xh 95 cm. Weight 50 kg. Max load (x shelf): 40 kg. Delivered in kit form 122x35x72 cm

OPERATING THEATRE INSTRUMENT TABLES

Shelf size: 120x65 cm



Safety protection on 3 sides

27913

MADE IN ITALY

• **27913 INSTRUMENT TABLE 2 SHELVES**
 Operating room instruments table made of stainless steel AISI 304 scotch brite finish. 125 mm Ø revolving castors (2 with brake). Weight: 28 kg. Load for shelf: 40 kg. Size: 120x65xh 95 cm. Delivered in kit form (123x13x68 cm).

Stainless steel adjustable 105-136 cm upper part with 4 instrument hooks.



Shelf size: 120x65 cm

27914

MADE IN ITALY

• **27914 INSTRUMENT TABLE 1 SHELF**
 Operating room instruments table made of stainless steel AISI 304, scotch brite finish. 125 mm Ø revolving castors (2 with brake). Weight: 21 kg. Load: 40 kg. Size: 120x65xh 95 cm. Delivered in kit form (123x13x68 cm).

OPERATING ROOM INOX CABINETS

27917



MADE IN ITALY

• **27917 INOX CABINET**

Made of AISI 304 stainless steel. Two lockable doors (10/10 thickness), 4 adjustable shelves (8/10 stainless), 4 adjustable feet, with stainless steel cover. Size: 100x48xh 190 cm. Weight: 130 kg.

27918



MADE IN ITALY

• **27918 GLASS-INOX CABINET**

Made of AISI 304 stainless steel with two lockable doors in tempered glass 5 mm thick, 4 shelves in tempered glass 6 mm thick and 4 adjustable feet. Size: 100x48xh 190 cm. Weight: 105 kg.

CABINET - PAINTED STEEL

27916



MADE IN ITALY

• **27916 PAINTED STEEL CABINET**

Epossidic powder painted steel cabinet with 4 adjustable shelves, lockable doors, 4 adjustable feet. Size: 100x50xh 200 cm.



SHELVING SYSTEM



MADE IN ITALY

27908

• **27908 SHELVING SYSTEM**

Shelving system, made of AISI 304 stainless steel, scotch brite finish. With 5 stainless steel reinforced shelves at fixed position. Possibility to fix together several shelving systems. Size: 100x50xh 200 cm. Load x shelf: 25 kg. Weight: 30kg

3 shelving systems fixed together



INSTRUMENT TROLLEY



MADE IN ITALY

27442

• **27442 INSTRUMENT TROLLEY**

Made of satined welded AISI 304 stainless steel. With 4 sliding drawers (internal, 49x33xh 18 cm) Top drawer lockable, upper shelf with safety edges to carry instruments. 4 revolving castors Ø 80 mm. Size: 60x40xh 110 cm. Weight: 37 kg

ANAESTHETIC TROLLEY



MADE IN ITALY

27437

• **27437 ANAESTHETICS TROLLEY**

Made of satined AISI 304 stainless steel, with 6 drawers (internal 26x37xh 7 cm), a lockable vertical compartment and an open space. Top with 3.5 cm upstand. 4 revolving castors Ø 80 mm. Size: 60x40xh 110 cm. Weight: 39 kg

Drawers are locked once vertical compartment is locked

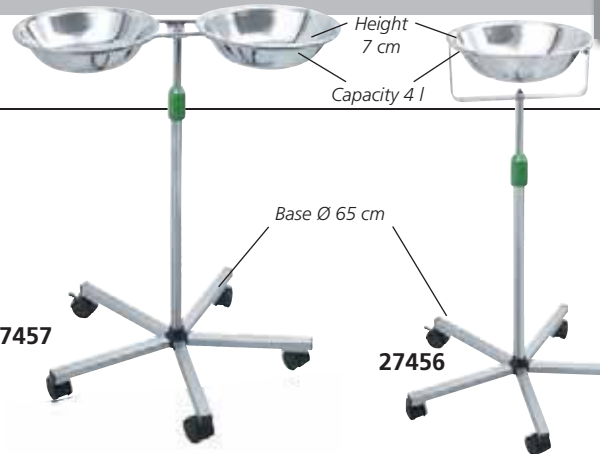
BOWL STANDS

- 27456 SINGLE BOWL STAND
- 27457 DOUBLE BOWL STAND

Chrome plated steel stand with stainless steel base and 5 plastic wheels, one with brake. Adjustable height from 60 to 95 cm. Stainless steel bowl Ø 32 cm, 4 l capacity included.

Available with one or two bowls. **Delivered in kit form.**

- 27459 S/S BOWL Ø 32 cm - spare



27457

27456

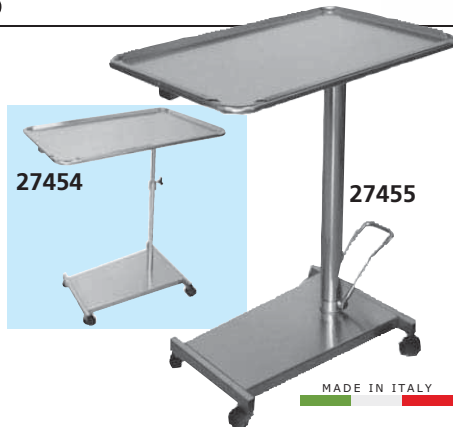
MAYO TABLES

Fixed tray with 360° rotation



27453

MADE IN ITALY



27454

27455

MADE IN ITALY

Tray internal size: 70x45xh 1.7 cm



45832

MADE IN ITALY



45830

- 27453 MAYO TABLE - 5 spokes

S/s tray, 5 spokes with castors, Ø 50 mm and adjustable height. Manual: GB, IT. **Delivered in kit form.**

- 27454 MAYO TABLE - s/s base

- 27455 MAYO TABLE - s/s base and pump

With removable s/s tray, s/s AISI 304 base with 4 castors (Ø 50 mm) and adjustable height. **Delivered in kit form.** Manual: GB, IT.

- 45830 MAYO TABLE - U-SHAPE

- 45832 MAYO TABLE - 5 spokes

Stainless steel base with castors Ø 50 mm: 5 spokes (45832) or U-shape (45830). Stainless steel frame and removable tray. Adjustable height. In conformity with MDR. **Delivered in kit form.**

TECHNICAL SPECIFICATIONS

	27453	27454	27455	45830-45832
S/S tray size:	68x44 cm	70x45 cm	70x45xh 1.8 cm	70x45xh 1.7 cm
Adjustable height:	70-110 cm	74-110 cm	85-120 cm	90-115 cm
Weight:	8 kg	12 kg	19 kg	10 kg
Load:	20 kg	40 kg	40 kg	10 kg

MAYO TABLES WITH PUMP



45834

MADE IN ITALY



45835

REMOVABLE ROTATING TRAY

- 45834 HYDRAULIC MAYO TABLE with pump

Serving trolley used as instrument holder in operating rooms. Not removable tray made of AISI 304 stainless steel. Equipped with hydraulic pump for height adjustment. Base made of aluminium with 5 spokes and swiveling castors Ø 50 mm. **Delivered in kit form.**

TECHNICAL SPECIFICATIONS

	45834	45835
S/S tray size:	70x45xh 1.8 cm	70x45xh 1.8 cm
Adjustable height:	85 to 120 cm	90 to 126 cm
Load:	40 kg	20 kg
Weight:	14 kg	17 kg
Packing size:	60x17xh 77 cm	98x68xh 15 cm

- 45835 HYDRAULIC MAYO TABLE with pump and removable tray

Height adjustable instruments trolley with removable tray in AISI 304 stainless steel, scotch brite finish. Tray can be rotated through 360° with tightening knob. Base in AISI 304 stainless steel tubular frame fixed to the hydraulic pump that allows height adjustment by foot pedal. Three castors Ø 75 mm, one antistatic and two with brake. **Delivered in kit form.**

REX TROLLEY



27439

MADE IN ITALY



- 27439 REX TROLLEY

Complete stainless steel dressing trolley. Supplied with 3 shelves, waste bin, drawer, support for bottles, guard rails on the two bottom shelves, 4 wheels, Ø 100 mm (2 with brakes). Load 50 kg. Size: 79x50xh 120 cm (handle included). Drawer size 64x43xh 9.5 cm. **Delivered in kit form (114x54x37 cm).**

STAINLESS STEEL INSTRUMENT AND DRESSING TROLLEYS



27430

MADE IN ITALY

• **27430 INOX TROLLEY**
AISI 304 Stainless steel trolley with plastic drawer internally divided in 4 sectors. 2 shelves with upstands (3,5 cm) on four sides. Revolving rubber castors Ø 80 mm (two with brake).
Size: 70x50xh 82 cm.
Max load (x shelf): 25 kg.
Delivered in kit form.



27433

MADE IN ITALY

Delivered in kit form.

• **27433 MEDICAZIONE TROLLEY - small**
Size: 60x40xh 81 cm - weight 8 kg
• **27434 MEDICAZIONE TROLLEY - medium**
Size: 70x50xh 82 cm - weight 9 kg
• **27435 MEDICAZIONE TROLLEY - large**
Size: 90x60xh 85 cm - weight 15 kg
AISI 304 stainless steel trolleys, with push handle, 2 shelves with upstands (3,5 cm) on four sides, 4 revolving rubber castors Ø 80/80/100 mm. Max load (x shelf): 25 kg.



27431

MADE IN ITALY

• **27431 TER TROLLEY**
AISI 304 Stainless steel trolley, with push handle. 3 shelves with upstands (3,5 cm) on four sides, 4 revolving rubber castors Ø 80 mm.
Size: 70x50xh 82 cm - weight 13 kg
Max load (x shelf): 25 kg
Delivered in kit form.



27436

MADE IN ITALY

Delivered in kit form.

• **27436 DRESSING TROLLEY**
Dressing trolley made of AISI 304 stainless steel with 2 shelves (70x50 cm), 1 drawer (40x50xh 15 cm), basin holder and basin. 4 revolving castors Ø 100 mm.
Size: 70x50xh 85 cm - weight: 18 kg.
Max load (x shelf): 25 kg.



45800

MADE IN ITALY

• **45800 MEDICAZIONE PLUS TROLLEY**
With removable trays
Stainless steel frame mounted on castors Ø 80 mm.
Size: 61x43xh 78 cm. Weight: 10 kg.
Maximum load (x shelf): 10 kg.
Delivered in kit form.



45805

MADE IN ITALY

• **45805 TER PLUS TROLLEY**
With removable trays
Stainless steel frame, mounted on castors Ø 80 mm.
Size: 49x30xh 78 cm. Weight: 9 kg.
Maximum load (x shelf): 10 kg.
Delivered in kit form.

STAINLESS STEEL TROLLEYS WITH ABS SHELVES

- **45791 UTILITY TROLLEY 3 shelves**
- **45792 UTILITY TROLLEY 2 shelves + 1 drawer**

Practical trolleys with stainless steel frame and two or three high quality ABS shelves. All shelves provided with three-sided stainless steel siderails to prevent items from falling down. Two push handles for easy moving. Wear resistant, high quality silent castors, Ø 100 mm, two with brake.
Size: 73x48x90 cm
Drawer size: 50x42x12 cm (45792 only).
Max load: 60 kg (30 kg per shelf).



45791



45792

ALUMINIUM TROLLEYS



- **27429 GIMA 2 TROLLEY**
- small: 60x40xh 77 cm - weight 11 kg
 - **27425 GIMA 2 TROLLEY**
- medium 70x50xh 78 cm - weight 14 kg
- Practical trolleys with aluminium body and handles. Two white bilaminated shelves 18 mm thick, black PVC bordered, with guard-rail. Two large lateral handles facilitate transport or lift up of the trolley. 4 revolving nylon castors Ø 80 mm. Max load (x shelf): 40 kg.
- **27426 GIMA 3 TROLLEY** - medium 70x50xh 78 - weight 15 kg. Same as GIMA 2, but without guard rail. Delivered in kit form.

ANODIZED ALLOY TROLLEYS



- **27460 DELUXE TROLLEY**
 - **27461 DELUXE TROLLEY with drawer**
 - **27422 DELUXE TROLLEY with 2 drawers**
- Size: 65x45xh 80 cm
Drawer size: ext. 58x40xh 10.5 cm, int. 51.5x38.5xh 8.5 cm.
- Top quality trolleys made of lightweight anodized special alloy with detachable stainless steel shelves. 4 revolving rubber castors Ø 80 mm. Max load (x shelf): 20 kg. Instructions: GB, FR, IT, ES PT, DE, GR. Delivered in kit form.

LANCART: STAINLESS STEEL TROLLEYS TO BUILD UP



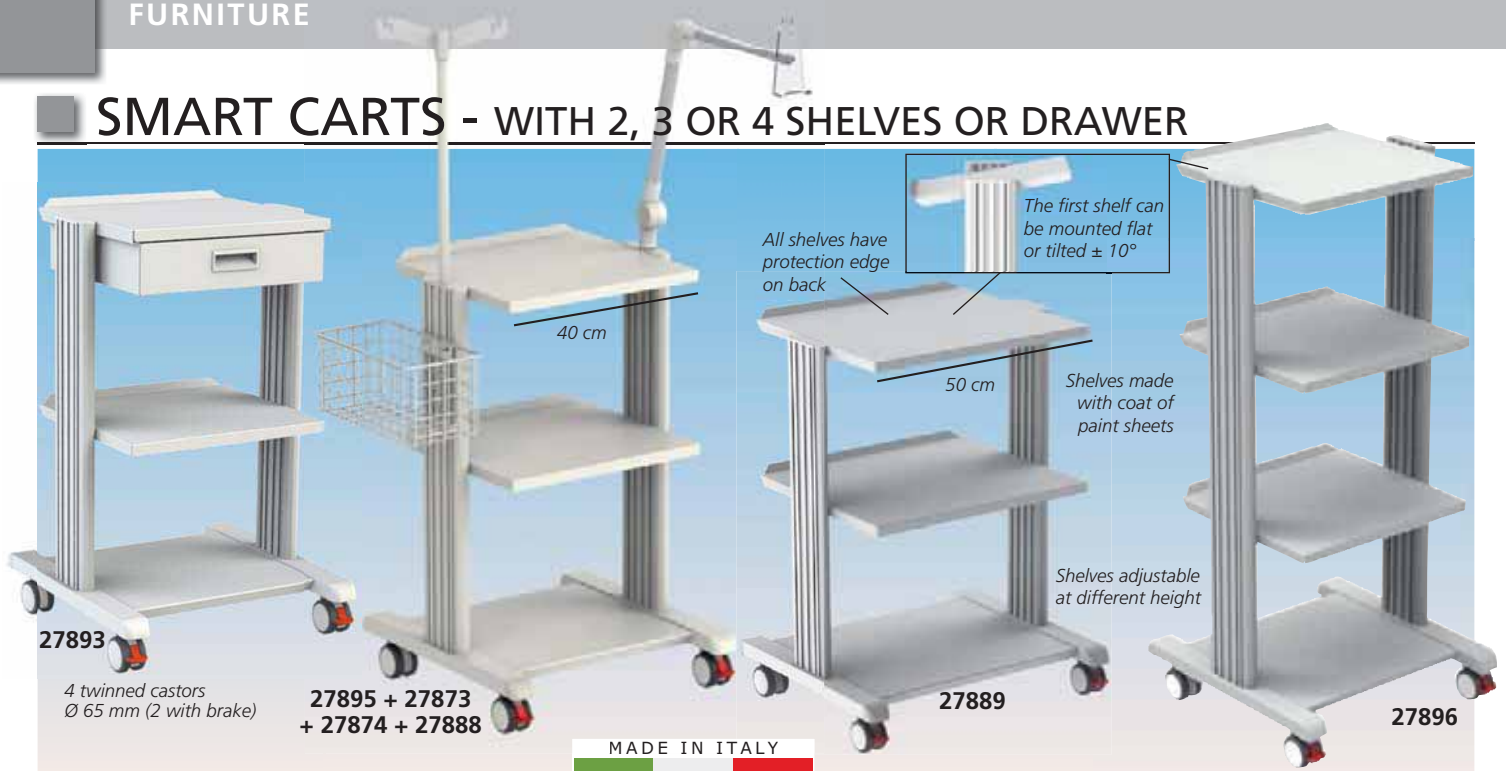
LANCART TROLLEYS
Stainless steel trolleys mounted on castors Ø 80 mm. Maximum trolley load: 60 kg. Range of optional accessories to customize your trolley. Drawer size (45808-45809 only): 29x30xh 7.5 cm. Delivered in kit form.

MADE IN ITALY

GIMA code	LANCART TROLLEYS	Size	Shelves	Drawer
45810	Lancart trolley - small	60x40xh 80	2	-
45811	Lancart trolley - medium	72x50xh 80	2	-
45812	Lancart Ter trolley - small	60x40xh 80	3	-
45813	Lancart Ter trolley - medium	72x50xh 80	3	-
45808	Lancart trolley - small	60x40xh 80	2	yes
45809	Lancart trolley - medium	72x50xh 80	2	yes
ACCESSORIES FOR LANCART				
45815	Set of siderails (for 1 shelf) for 45808, 45810, 45812			
45816	Set of siderails (for 1 shelf) for 45809, 45811, 45813			
45817	Bottle rack			
45818	Waste bin			



SMART CARTS - WITH 2, 3 OR 4 SHELVES OR DRAWER



27893

4 twinned castors
Ø 65 mm (2 with brake)

27895 + 27873
+ 27874 + 27888

27889

27896

MADE IN ITALY

SMART CARTS - grey/white RAL 7035

Carts with base and 2, 3, or 4 wide, sturdy shelves in 3 different widths 40, 50 or 60 cm.

Aluminium columns and 4 twinned castors Ø 65 mm (2 with brake).

First shelf can be mounted flat or tilted ± 10°.

Fully removable drawer (27893-4) without ball bearing guides.

Designed for medical devices.

Illustrated assembly instructions.

TECHNICAL SPECIFICATIONS

Dimensions (cm):	48,2x50x78 (27893, 27895) 58,2x50x78 (27894, 27889) 48,2x50x88 (27896) 48,2x50x115 (27897) 68,2x50x78 (27890)
Load capacity:	total load 80 kg, shelf 15 kg
Material:	- vertical aluminium extrusions - plastic parts in ABS
Shelf:	steel sheet epoxy powder coated
Total weight:	13 kg (27895) 15 kg (27893, 27896, 27889) 17 kg (27890) 18 kg (27897) 18.5 kg (27894)

Medical Device Class I


GIMA code	SMART CARTS	Height (cm)
27893	2 shelves 40x36 cm + base + drawer	78
27894	2 shelves 50x42 cm + base + drawer	78
27895	2 shelves 40x36 cm + base	78
27896	3 shelves 40x36 cm + base	88
27897	4 shelves 40x36 cm + base	115
27889	2 shelves 50x42 cm + base	78
27890	2 shelves 60x42 cm + base	78

ACCESSORIES FOR SMART CARTS

27873	Basket
27874	Infusion stand - fixed height*
27888	Cardio arm for ECG

*Trolley with adjustable height infusion stand available on request in 40 days

EASY AND EASY POWER CARTS



27880

27881

27883
+
27874

27886

MADE IN ITALY

EASY CARTS AND EASY POWER CARTS

A complete line of stylish and sturdy carts with 2, 3 or 4 shelves and with power.

Adjustable height of sturdy shelves, aluminium columns and 4 twinned castors Ø 65 mm (2 with brake).

All shelves with anti-fall edges.

Designed for medical devices.

Illustrated assembly instructions.

Easy power carts

Easy power carts are equipped with cable pipe inside lateral columns and 4 connection sockets.

TECHNICAL SPECIFICATIONS

Dimensions (WxDxH):	50x45x75/83.5/107.5 cm (Easy) 50x45x75/83.5 cm (Easy power)
Load capacity:	total load 140 kg shelf 25 kg
Shelves:	40x36 cm
Castors:	4 twinned castors Ø 65 mm (2 with brake)
Material:	- vertical aluminium extrusions - plastic parts in ABS
Shelf:	steel sheet epoxy powder coated

Medical Device Class I

GIMA code	EASY CARTS	Height (cm)
27880	2 shelves 40x36 cm + base	75
27881	3 shelves 40x36 cm + base	83.5
27882	4 shelves 40x36 cm + base	107.5

EASY POWER CARTS

27883	2 shelves 40x36 cm + base	75
27886	3 shelves 40x36 cm + base	83.5

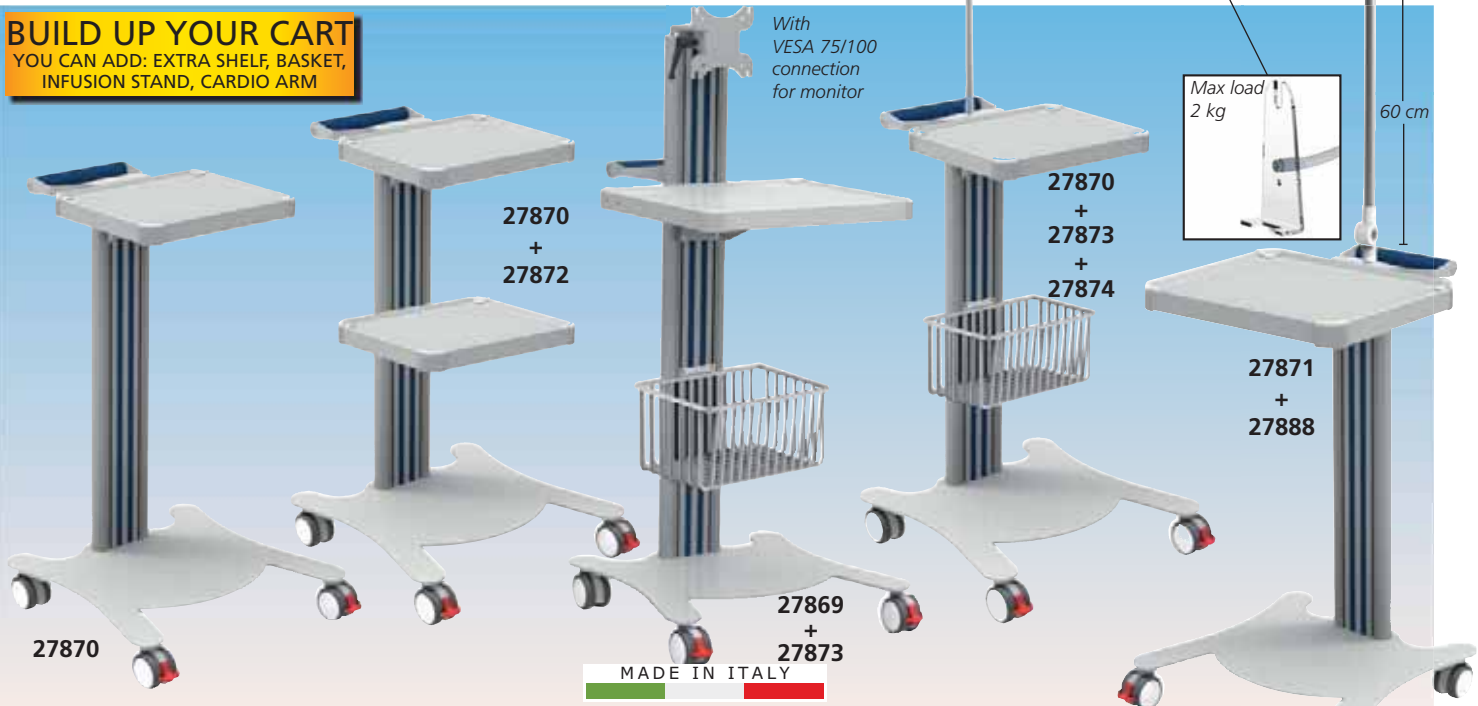
ACCESSORIES EASY AND EASY POWER CARTS

27873	Basket 30x16xh 14.5 cm
27874	Infusion stand - fixed height*
27884	Extra shelf 40x36 cm
27888	Cardio arm for ECG

*Trolley with adjustable height infusion stand available on request in 40 days

SUPER EASY MULTIFUNCTIONAL CARTS

BUILD UP YOUR CART
YOU CAN ADD: EXTRA SHELF, BASKET, INFUSION STAND, CARDIO ARM



SUPER EASY CART: A new stylish and quality cart you can build according to your needs. Carts with base and 1 or 2 sturdy shelves, aluminium columns and 4

twinned castors Ø 65 mm (2 with brake). Illustrated assembly instructions.

GIMA code	SUPER EASY CARTS - with handle	Shelf size (cm)
27870	Cart + shelf + base	32x26
27871	Cart + shelf + base	40x36
27869	Cart + shelf + base + monitor support*	40x36

GIMA code	ACCESSORIES for SUPER EASY CARTS
27872	Extra shelf 32x26 cm
27873	Basket
27874	Infusion stand - fixed height**
27875	Extra shelf 40x36 cm
27888	Cardio arm for ECG (not suitable for 27869)

TECHNICAL SPECIFICATIONS

Dimensions: 47x42x79 cm (27870-1)
47x42x102 cm (27869)
Load capacity: total 120 kg - shelf 10 kg
4 twinned castors Ø 65 mm (2 with brake)
Material: - extrusions in aluminium
- plastic parts in ABS
Shelf: steel sheet epoxy powder coated
Medical Device Class I

*Can not be used with 27874


**Trolley with adjustable height infusion stand available on request in 40 days

TROLLEY FOR PATIENT MONITORS, VENTILATORS, ...

• **45760 TROLLEY FOR MONITORS - without plate adapter**
Trolley specially designed for support and mobility of patient monitors and ventilators of most manufacturers. Trolley needs plate adapter (not included) to be chosen depending on brand/model.

- 10 mm thickness steel base with high resistance ABS cover
- column in extruded aluminium with epoxy powders oven coated surface treatment
- ergonomic rear handle in ABS with reinforced structure
- 5 twin pivoting anti-noise castors Ø 65 mm made of thermoplastic rubber and ABS, 3 with brake
- Storage basket made of ABS plastic (30.5x15.6xh 14.9 cm).
- Size: 52.5x50xh 105 cm.
- Max load: 15 kg.

MADE IN ITALY



GIMA Code	Type	PLATE ADAPTERS
45761	A	Mindray adapter
45762	B	Philips adapter
45763	C	Philips "Horn" adapter
45764	D	Other brands adapter

GIMA Code	Type	BRAND	MODEL
45764	D	Colin	Press-Mate 8800
45764	D	Fukuda Denshi	Dynascope DS-8007 and DSA-81
45764	D	General Electric	GE Dash 2000, 3000, 4000 monitors Carescape B650, B450 Carescape B20, B40, B105, B125 Root M series Rad-97 M series
45764	D	Masimo	Rad-97 M series
45761	A	Mindray	ePM Compact: ePM10-12-15 ePM Modular: ePM10M, ePM12M Vet iPM: iPM 8-10-12, iMEC: iMEC 8-10-12 uMEC: uMEC 8-10-12 Benevision: N12-15-17 VS600, VS900 Accutor 3-7
45764	D	Nellcor	N-595, N-550 Pulse Oximeter Bedside SpO ₂ PM100N
45764	D	Nihon Kohden	Life Scope i, Life Scope L, BSM 2301, BSM 2303 Vismo PVM 2700, Vismo PVM 4000 Life Scope VS, BSM 3500, BSM 3700, Vismo PVM 2700 Life Scope P, BSM 4103, BSM 4113 Life Scope A, BSM 5105, BSM 5135 Life Scope TR, BSM 6301K, BSM 6501K, BSM 6701K Life Scope G5, Life Scope N, OPV 1500 GF-210R Multigas Unit CSM-1501, CSM-1502, BSM-6XXX, WEP-5200, GF-200 series Capnostream™ 20 and Capnostream™ 20p Efficia CM10-12-100-120-150 EarlyVue VS30
45764	D	Oridion	IntelliVue MP5-20-30-40-50-60-70
45764	D	Philips	IntelliVue MX400-450-500-550-600-700-800 SureSigns Vsi, VS2+ SureSigns VM4-6-8 and VS3-VS4-VSV series
45763	C	Philips	MIST and UltraMIST series
45764	D	Sanuwave	S and M series
45764	D	Sonosite	S and M series

DOUBLE FACE PHARMACY TROLLEY



FRONT

MADE IN ITALY



FRONT



FRONT

• **27499 DOUBLE FACE PHARMACY TROLLEY** - 3 large, 30 small drawers
Two trolleys in one: 3 large drawers on one side, 30 (6+9+15) monodose cassettes on other side; with locking system.

Size of cassettes:

- 6 cassettes 115x290xh 75 mm
- 9 cassettes 115x290xh 45 mm
- 15 cassettes 70x290xh 45 mm

Size of trolley: 920x590xh 810 mm

Provided with 4 revolving castors Ø 125 mm (3 with brake, 1 of trolley, antistatic).



• **45730 DOUBLE FACE PHARMACY TROLLEY** - 3 large, 22 small drawers
Two trolleys in one: 3 large drawers on one side, 22 (6+6+10) monodose cassettes on other side; with locking system.

Size of cassettes:

- 6 cassettes 115x290xh 75 mm
- 10 cassettes 115x290xh 45 mm

Size of trolley: 920x590xh 810 mm

Provided with 4 revolving castors Ø 125 mm (3 with brake, 1 of trolley, antistatic).



• **45731 DOUBLE FACE PHARMACY TROLLEY** - 62 small drawers
Two trolleys in one: 31 (6+10+15) monodose cassettes on both sides; with locking system.

Size of cassettes:

- 6 cassettes 115x290xh 75 mm
- 10 cassettes 115x290xh 45 mm
- 15 cassettes 70x290xh 45 mm

Size of trolley: 920x590xh 810 mm

Provided with 4 revolving castors Ø 125 mm (3 with brake, 1 of trolley, antistatic).



EXCEL TROLLEY

Multilingual instructions: GB, FR, IT, ES, PT, DE, GR.



• **27440 EXCEL TROLLEY** - 3 shelves (60x45cm) Size: 67x69xh 80 cm.
• **27441 EXCEL TROLLEY** - 4 shelves (60x45cm) Size: 67x69xh 110 cm. Maximum load: 80kg
Delivered in kit form.

TRIS TROLLEY



• **27438 TRIS TROLLEY**
A practical trolley for ECG, Electrosurgical unit or any other device, with 4 nylon castors and 2 lateral handles for easy moving.
Size: 49x37xh 77 cm. Shelf size: 40x30 cm. Total load: 39 kg, max per shelf 13 kg
Colour: RAL 9002
Multilingual manual: GB, FR, IT, ES, PT, DE.
Delivered in kit form.

PROFESSIONAL CARTS



• **27885 PRO CART 2 shelves - h 80 cm**
• **27887 PRO CART 2 shelves + keyboard and monitor support**
• **27873 BASKET**
• **27874 INFUSION STAND**

TECHNICAL SPECIFICATIONS

Load capacity: - total load 240kg - shelf 35kg
Base: 60.8x50 cm
Shelves: 2 shelves 50x50 cm + base
Material: - vertical extrusions in aluminium
- plastic parts in ABS

DRUGS & MEDICINE TROLLEYS



27495



27497



27494

- 27494 PHARMACY TROLLEY - small - 67x64xh 100 cm with 15 3-compartment partition
- 27495 PHARMACY-TROLLEY - standard - 82x64xh 100 cm with 20 3-compartment partition
- 27497 PHARMACY TROLLEY - large - 115x64xh 100 cm with 30 3-compartment partition

A portable pharmacy, allowing to manage daily or weekly treatment of patients, with 15/20/30 3 compartments small drawers for easy drug storage (45-60-90 spaces). Painted steel frame, technopolimer surface and panels. Can be completely closed by safety key lock. Provided with 4 revolving castors Ø 125 mm (2 with brake).

- 27498 PARTITION - 3 compartments - spare

MADE IN ITALY



27498

4 x 27498

DRUGS & MEDICINE CABINETS



27942, 27944



27946

Compartment for medicine - spare

MADE IN ITALY



27941



MEDICINE CABINETS 100x60xh 195 cm
With drugs compartment, 60 medicine compartments and 5 adjustable shelves
 - made of bilaminated board (27944/5) or melamine board (27942) 20 mm thick
 - epoxy powder painted steel base frame with 4 adjustable feet Ø 50 mm
 - 2 external lockable doors turning through 180° with 10 medicine compartments each
 - perimetrical anti-dust gaskets
 - inside 2 containers with 10 medicine compartments each side turning through 90°
 - dangerous drugs compartment 40x22x40 cm provided with lock

- 27946 COMPARTMENT FOR MEDICINE for 27941-5 - spare for cabinet sold since 2022



• 27941 COMBO MEDICINE CABINETS 96x66xh 195 cm with 30 medicine compartments one side and 6 ISO trays 1 shelf and 3 drawers other side
 - made of bilaminated board 20 mm thick
 - epoxy powder painted steel base frame with 4 adjustable feet Ø 50 mm

Right side
 - 1 external lockable door turning through 180° with 10 medicine compartments each
 - perimetrical anti-dust gaskets
 - inside 1 container with 10 medicine compartments each side, turning through 90°, provided with lock

Left side
 - glass door, internal side, with runners for ISO trays
 - 3 drawers on the bottom

Supplied with 6 ISO trays different heights (2xh 5 cm, 3xh 10 cm and 1xh 20 cm) and 1 shelf.

GIMA code	MEDICINE CABINET	Material	Colour						
27942	Medicine cabinet	melamine particle board	white						
27944	Medicine cabinet	bi-laminated board	white						
27945	Medicine cabinet	bi-laminated board	any colour*						
Colours:	412	431	441	482	484	499	854	861	1818

*You have to indicate requested colour with order. Available in 30 days

BAG HOLDER TROLLEYS



45904+45910

MADE IN ITALY

- 45904 BAG HOLDER TROLLEY - 1 bag
 - 45905 BAG HOLDER TROLLEY - 2 bags
 - 45906 BAG HOLDER TROLLEY - 3 bags
- Bag holder trolleys with pedal operated opening. Rigid, sturdy, self-supporting ABS plastic base with edges. The bag holding ring (35x25.5 cm) is made of glass reinforced nylon with a rubber gasket to hold the bag in place. Two vertical tubes made of AISI 304 stainless steel are welded to the base and carry the bag holding ring.



45905+45910

MADE IN ITALY

- Non marking grey rubber swivelling wheels Ø 80 mm (two with pedal operated brake). Pedal system equipped with shock absorber for silent lid closure.
- 45910 PUSH HANDLE
 - 27466 WRAPPING BAG - yellow strip
 - 27462 WRAPPING BAG - blue strip
 - 45908 WRAPPING BAG - green strip
- White synthetic bag with strip, washable up to 200 times. Size 57xh 103 cm.



45906+45910

MADE IN ITALY



45905+27462+27466+45910

LAUNDRY TROLLEY



45913

Instructions: GB, FR, IT, ES, PT, DE, NL, PL, RO, CZ, HU, SE, FI, HR, GR, BG, LT.

- 45913 LAUNDRY TROLLEY
- Laundry trolley with stainless steel structure. Canvas bag and three shelves. Silent and antistatic castors Ø 7.5 cm with brake assembled on the vertical column line for better stability. Size 900x450xh 1050 mm. Supplied with canvas bag.
- 45914 CANVAS BAG - spare



Noiseless castors with brake



Velcro for canvas bag

SHUT BAG HOLDER



MADE IN ITALY

45900

- 45900 SHUT BAG HOLDER - 70 l
- Trolley suitable for carrying one 70 l bag (not included). Stainless steel AISI 304 structure. Equipped with swivelling castors with brake and bumpers. For use with standard 70 l plastic bag. Can use also wrapping bag (27462, 27466, 45908)



LINEN TROLLEYS



Canvas bag included

27467

- 27467 SOILED LINEN TROLLEY
 - 27468 DOUBLE SOILED LINEN TROLLEY
- Chrome plated frame with 3 or 4 castors Ø 80 mm. Removable bag. Size: Ø 46xh 90 cm. Delivered in kit form.



27468

Size: 92x90 cm

LAUNDRY TROLLEYS



MADE IN ITALY

27465 + 27462 + 27466

Wrapping bag not included

MADE IN ITALY

45926 + 27462 + 27466

MADE IN ITALY

45915

• 27464 LAUNDRY TROLLEY - painted steel

• 27465 LAUNDRY TROLLEY - stainless steel

Trolleys to collect dirty laundry while distributing clean linen to the patient. Stainless steel or painted steel frame. Equipped with 4 Ø 125 mm castors (2 with brake) and 4 rubber bumpers at corners. Size: 135x65xh 102 cm.

• 27463 SIDE PANEL - stainless steel

• 27466 WRAPPING BAG - yellow strip

• 27462 WRAPPING BAG - blue strip washable up to 200 times, 57xh 103 cm



27464+27462

27465+27462+27463

• 45925 CLOSED LAUNDRY TROLLEY - painted steel

• 45926 CLOSED LAUNDRY TROLLEY - stainless steel

Trolleys for collection of dirty laundry and distribution of clean linen to the patient. Stainless steel or painted steel frame. Equipped with 4 Ø 125 mm anti-thread swivelling castors (2 with brake), 2 rectangular supports with rubber bag stop ring, 2 lids and 3 shelves of which 2 adjustable.

Suitable for 70 litres waste bags.

Size: 1330x650xh 1200 mm (45925)

1330x650xh 1140 mm (45926)

• 27466 WRAPPING BAG - yellow strip

• 27462 WRAPPING BAG - blue strip

White washable laundry synthetic bag with yellow or blue strip.

Size: 57xh 103 cm.

• 45915 LAUNDRY TROLLEY - laminated Closed trolley with doors, 3 shelves plus top and 2 bag holders.

Laminated particle board body and stainless steel AISI 304 structure. Equipped with swivelling castors, 2 with brake and bumpers.

Size: 110x66x132 cm.

• 27462 WRAPPING BAG - blue strip

• 27466 WRAPPING BAG - yellow strip

White washable laundry synthetic bag with yellow or blue strip.

Size: 57xh 103 cm.



CLEAN LINEN AND PATIENT HYGIENE TROLLEYS



45930

45931

45933

45934

MADE IN ITALY

CLEAN LINEN TROLLEYS 2 DOORS

Solid and sturdy trolleys for distribution of clean linen and patient hygiene. Steel painted with antimicrobial epoxy powders to obtain maximum lightness. Upper part has large support surface in technopolymer plastic material. Integrated ergonomic push handle. Supplied with 2 doors with 3 internal shelves (45930, 45933 only) or 2 doors with 2 internal shelves and one drawer made of antimicrobial epoxy powder coated steel (45931, 45934 only). Key closures.

4 castors Ø 125 mm, anti-wire, pivoting, two of which with lever locking system and reinforced plastic support.

GIMA code	CLEAN LINEN TROLLEYS	Size (mm)	Drawer size (mm)
45930	Clean linen trolley - small	670x640xh 1280	-
45931	Clean linen trolley - small	670x640xh 1280	600x480xh 150
45933	Clean linen trolley - standard	820x640xh 1280	-
45934	Clean linen trolley - standard	820x640xh 1280	750x480xh 150

ISO SERVICE TROLLEYS



Size: 65x47xh 100 cm
Weight: 12.5 kg

Pivoting castors
Ø 100 mm
(2 with brake)

27935
MADE IN ITALY



Size: 59x99.3xh 88 cm

Adaptable to any model of ISO 600x400 baskets and trays thanks to the special rail sides, which allow an easy sliding and pull out.

27934

4 wheels Ø 125 mm
(3 with brake)

Lockable with double key

27936

Equipped with key lock and doors kit made of transparent polycarbonate.

Side plastic runners for "ISO" trays or baskets

27936
(baskets and trays not included)

Handle for transport



27924

27938

27938

27938

27939

Antistatic castors
Ø 125 mm (2 with brake)

• **27935 ISO SERVICE TROLLEY - empty**
Service trolley for "ISO" trays or baskets (not included) made of epoxy powder painted steel. Supplied with 5 height adjustable runners for ISO trays/baskets.



Both side basket pulling out with stopper to avoid accidental fall.

• **27934 AURION MINI 600 - ISO trolley - empty**
Basic body made of Baydur Polyurethane - Bayer AG: it can be washed and disinfected. It does not react with diluted acids, alkali and solvents. Self-extinguishing according to class UL V0 - Latex Free. For safety, handles are moulded into the body on both sides, trolley top has a 4-sided moulded containing rim to avoid any spill or fall of materials. No sharp edges. All around bumper. Lightweight and easy to move.


• **27936 ISO TRANSPORT TROLLEY - empty**
Transport trolley for ISO trays and baskets (not included). Made of stainless steel AISI 304 sheet, scotch brite finishing. Anti-dust gasket. Internal side with plastic runners for ISO trays or baskets. Supplied with handle for transport. External size: 52x68xh 159 cm
Internal size: 40x60xh 129 cm

ISO FORMAT UNIVERSAL MODULAR TRAY SYSTEM

27996

ISO MODULAR TRAYS GREY ABS		
Closed	Open	SIZE mm
27924	-	600x400x50
27925	27938	600x400x100
27928	27939	600x400x200
TRANSPARENT PC		
Closed	Open	SIZE mm
27957	-	600x400x50
27958	27965	600x400x100
-	27966	600x400x200

Intelligent solutions for storing all kind of drugs, bandages, accessories and small components in a space saving and clear manner.



27925

27965

27938

27995	
GIMA code	DIVIDERS
27994	400x50 mm
27995	600x50 mm
27996	400x100 mm
27997	600x100 mm
27998	400x200 mm
27999	600x200 mm
28001	Drawer stopper

NEO EMERGENCY TROLLEY

• **45722 NEO EMERGENCY TROLLEY**
Heavy duty construction emergency trolley size 75x47.5x92 cm with five drawers. Four castors (Ø 10 cm) assembled on the vertical column line for better stability. One piece counter top with a fully guarded handle for comfort and protection.



Not included

Panel height 8 cm
Inner: 43x33.5x6.8 cm
Panel height 12 cm
Inner: 43x33.5x11 cm

- STANDARD ACCESSORIES**
- Defibrillator plate
 - Sliding side shelf
 - Sharp container
 - Oxygen bottle holder
 - Power outlet
 - Utility container
 - IV pole
 - CPR board
 - 2 waste bins
 - Dividers
 - Central lock



45722

Panel height 24 cm
Inner: 43x33.5x22 cm

NEO MEDICINE TROLLEY

• **45725 NEO MEDICINE TROLLEY - double side**
Two sided medicine trolley 75x48x92 cm with steel and aluminium structure inside, ABS and antibacterial material outside. 4 nylon castors Ø 12.5 cm, one with brake.



10 drawers (5 per side) with dividers to create up to 20 compartments per drawer



1 large drawer with 12 compartments



Central locking

Aluminium alloy handle

45725

- STANDARD ACCESSORIES**
- Central lock
 - 2 waste bin
 - Utility container
 - 4 covered castors
 - Dividers

EMERGENCY TROLLEYS - PAINTED OR STAINLESS STEEL

EMERGENCY TROLLEYS

Professional, solid and sturdy emergency trolleys with components in plastic material (technopolymer) or stainless-steel sheet painted with epoxy powders to obtain maximum lightness, maneuverability and ease of use. Self-supporting and monocoque structure.

Upper part has large support surface in technopolymer plastic material to facilitate cleaning and disinfection. Ergonomic push handle firmly attached on the right side of the trolley.

Front part designed for insertion of modular drawers: silent sliding of the drawers on guides with ball bearings, equipped with limit stops and designed for central locking with key. Defibrillator plate has a plexiglass plate and tubular support in stainless steel, 360° rotatable and lockable every 10°, device can be locked by means of straps that can be adapted to any size.

Stainless steel IV stand adjustable in height with locking device. Heart massage plate made of transparent plexiglass.

Four or five standard drawers entirely made of AISI 304 stainless steel (45695-6) or plastic material (27479, 27482, 45693-4).

Additional extractable worktop in technopolymer plastic material on the left side; built-in compartment complete with four shelves with front panel all made of technopolymer plastic material.

4 castors Ø 125 mm, anti-thread, pivoting of which 2 antistatic and 2 with locking system with lever, wheel and fork on ball bearings.

Medical Device Class I



STAINLESS STEEL AISI 304

GIMA code	EMERGENCY TROLLEYS	Trolley size (cm)	Number of drawers	Drawers material	GIMA code	ACCESSORIES
27479	Painted steel emergency trolley - small	67x64xh 100-160	4	plastic	27471	Divider kit for 27479 (drawer 45 cm)
27482	Painted steel emergency trolley - standard	82x64xh 100-160	4	plastic	27472	Divider kit for 27482 (drawer 60 cm)
45693	Painted steel emergency trolley - small	67x64xh 100-160	5	plastic	27485	Disposable numbered seals - box of 100
45694	Painted steel emergency trolley - standard	82x64xh 100-160	5	plastic	27474	Premium disposable numbered seals - box of 100
45695	Stainless steel emergency trolley - small	67x64xh 100-160	5	stainless steel		
45696	Stainless steel emergency trolley - standard	82x64xh 100-160	5	stainless steel		

TECHNICAL SPECIFICATIONS						
	27479	27482	45693	45694	45695	45696
Drawers number/size:	3 45x48.5xh 13.5 cm 1 45x48.5x h 27.5 cm	3 60x47.5xh 13.7 cm 1 60x47.5xh 27.4 cm	2 45x48.5xh 7.5 cm 2 45x48.5xh 15 cm 1 45x48.5xh 22.5 cm	2 60x47.5xh 7.5 cm 2 60x47.5xh 15 cm 1 60x47.5xh 22.5 cm	2 45x48.5xh 7.5 cm 2 45x48.5xh 15 cm 1 45x48.5xh 22.5 cm	2 60x47.5xh 7.5 cm 2 60x47.5xh 15 cm 1 60x47.5xh 22.5 cm
Defibrillator plate:	39x32xh 2 cm					
Size (cm):	67x64xh 100-160	82x64xh 100-160	67x64xh 100-160	82x64xh 100-160	67x64xh 100-160	82x64xh 100-160

STANDARD ACCESSORIES	
Right side Waste container Catheter or probes holder Shelf with front panel Recessed compartment	Left side Extractable worktop Compartment with 4 shelves and front panel
Upper part IV stand Defibrillator tray	Rear side Built-in gas bottle compartment with fastening straps Bar with hooks for accessories



MULTI-FUNCTIONAL TROLLEYS: BASIC AND DRESSING

MULTIFUNCTIONAL TROLLEYS: BASIC - DRESSING

These multifunctional professional trolleys have painted steel structure and external plastic finishing. Basic and Dressing are available in 3 different sizes (small, standard, medium). Provided with 4, 8 or 9 drawers, one lateral waste container (manual opening, capacity 15 l) and one extra lateral table. Four swivelling rubber castors Ø 125 mm (2 with brake).

BASIC



45702 Standard



27476 Standard



27477 Small

DRESSING



27481 Standard



45701 Small



27484 Medium

BASIC TROLLEY - 3 sizes

Standard version without accessories

DIVIDER KIT - size: 20/35/50x43xh 7 cm

- 27470 KIT for drawer 30 cm - 8 compartments
- 27471 KIT for drawer 45 cm - 20 compartments
- 27472 KIT for drawer 60 cm - 25 compartments



Partitions are removable

MADE IN ITALY

DRESSING TROLLEY - 3 sizes

Same as Basic, but equipped with instrument tray and upper dispenser (10 tilting bins).

BASIC		DRESSING		Size Type	Size of trolley (cm) (without accessories)	Number of drawers	Size of drawers cm					
Yellow	Blue	Yellow	Blue				45x48xh13	45x48xh27	60x48xh13	60x48xh27	30x48xh13	30x48xh27
27477	45700	27478	45701	Small	67x64xh 100	4	3	1	-	-	-	-
27480	45702	27481	45703	Standard	82x64xh 100	4	-	-	3	1	-	-
27476	45704	-	-	Standard	82x64xh 100	9	-	-	-	-	8	1
27483	-	27484	-	Medium	102x64xh 100	8	3	1	-	-	3	1
27486	-	-	-	Large	115x64xh 100	8	-	-	3	1	3	1

RECORD HOLDERS AND X-RAY FILM HOLDERS TROLLEYS

For 25+25 file racks (not included)

Keeps 25 file racks (not included)

MADE IN ITALY

Keeps 40 file racks (not included)

Sliding up



27492



27491



27490



27488

- 27490 RECORD HOLDERS TROLLEY - sliding top
 - 27491 RECORD HOLDERS TROLLEY
 - 27492 RECORD HOLDERS TROLLEY - 2 large drawers
- Record trolleys are designed to hold clinical reports in A3/ A4 format or specific format. Frame in epoxy painted steel, working surface and panels in technopolimer plastic. Equipped with 4 Ø 125 mm swivelling rubber castors (2 with brake). Bumpers around the perimeter. Size: 820x640xh 1,000 mm (code 27491 and 27490) 820x640xh 1,150 mm (code 27492).
- 27493 FILE RACK A3 465x390 mm plastic



27493

- 27488 X-RAY FILM HOLDER
- This trolley has 32 extractable compartments, a wide top surface, 4 side document holders, and a sliding out writing surface. Frame is in painted steel with sliding-in bilaminated doors with a 270° opening. Base and lateral cabinets are made of technopolimer material. Equipped with 4 Ø 125 mm swivelling rubber castors (2 with brake). Size 820x640xh 1, 200 mm.

MULTIFUNCTIONAL TROLLEYS WITH CENTRAL BRAKING SYSTEM

• **45711 MULTIFUNCTIONAL TROLLEY 65x88xh 100 cm**

• **45713 DRESSING TROLLEY 65x88xh 100 cm with dispenser**

Solid and robust construction with steel sheet painted with antimicrobial epoxy powders and technopolymers for maximum lightness, maneuverability and ease of use.

Upper part: large support surface in PST with ergonomic and integrated push handle. Push handle has a central mechanism for locking and unlocking wheels' brakes.

Front part: retractable worktop support with "push and pull" opening.

Four modular drawers with soft self-closure, ball bearings and central locking with key. Drawers are made of painted steel.

Left side: recessed compartment and retractable worktop made of technopolymer plastic; 10 L waste bin with knee opening and technopolymer catheter holder.

Right side: recessed compartment with three tilting pockets made of technopolymer material.

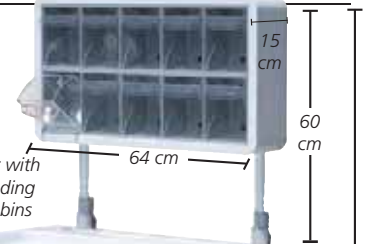
Supplied with four Ø 100 mm twinned castors with automatic locking system.



Left side



Central braking system



Dispenser with pole including 10 tilting bins



MADE IN ITALY

45711



Medium drawer size: 45x48.5xh 15 cm

Large drawer size: 45x48.5xh 22.5 cm

45713

KS MULTIFUNCTIONAL TROLLEYS

MULTIFUNCTIONAL TROLLEYS: BASIC, DRESSING, EMERGENCY

Professional trolleys in 2 sizes (small and standard) and 3 models (Basic, Dressing and Emergency).

- antimicrobial epoxy painted body with seal lock (Emergency) or key lock (Basic and Dressing)
- top surface with 4-sided rim
- top surface with built-in compartment

- ball-bearing full-extension sliding drawer with self-closing system
- built-in handle
- 4 swivelling castors Ø 125 mm - 2 antistatic (only 45688/9) and with brake
- lateral waste container 15 l with lid and catheter holder (Dressing and Basic only)
- size: small 760x714xh 1,022 mm
- standard 911x704xh 1,075 mm

MADE IN ITALY



Lateral side with waste container 15 l with lid and catheter holder

45680



Dispenser with pole including 10 tilting bins

45685



Back with large oxygen tank compartment and stainless steel holding rail with hooks

Lateral side with waste containers 15 l with lid

45689



45681

2 small drawers: 600xh 75 mm
2 medium drawers: 600xh 151 mm
1 large drawer: 600xh 228 mm

Writing surface

Lateral container unit with 4 supply trays



45684

3 medium drawers: 450xh 151 mm
1 large drawer: 450xh 228 mm

Writing surface

Lateral container unit with 4 supply trays



45689

Height adjustable I.V. pole with 2 hooks
Defibrillator/monitor rotating tray

2 small drawers: 600xh 75 mm
2 medium drawers: 600xh 151 mm
1 large drawer: 600xh 228 mm

- 45680 BASIC TROLLEY - small
- 45681 BASIC TROLLEY - standard

- 45684 DRESSING TROLLEY - small
- 45685 DRESSING TROLLEY - standard
Dressing trolley is supplied with upper dispenser (10 tilting bins).

- 45688 EMERGENCY TROLLEY - small
- 45689 EMERGENCY TROLLEY - standard
Supplied with rotating defibrillator/monitor tray, height adjustable I.V. pole with 2 hooks. Medical Device Class I.

AURION MULTIFUNCTIONAL TROLLEYS - TOP QUALITY

AURION TROLLEYS

A multifunctional and revolutionary line of carts with innovative design, superior quality and complete accessories.

Made in Baydur® polyurethane

Baydur® Polyurethane is a high performance material that combines the best characteristics of plastics and metals. Light, sturdy, high resistance to scratching and impact. Resistant to UV rays. Chemical inert, doesn't react to acids, organic and inorganic, alkali and solvents (DIN 68861/1).

Fire resistant, self-extinguishing (Class I, UL94 V-O). Non-toxic, in case of combustion it doesn't produce dioxin.

Well-designed

The Aurion trolleys are ergonomic, modular, highly customizable and upgradable over the years. The handles are moulded and integrated into the body as well as the worktop that has large surface and perimetrical anti-drip containing rim. Every drawer is equipped with a label holder.

Easy to move

Lightweight structure combined with the high quality non-marking and anti corrosion castors. Every wheel is mounted on ball bearings with sealed lubrication (2 per wheel), 3 with brake, 1 antistatic.

Hygienic and safe


The smoothly shaped design, without edges, guarantees safety to the user and avoids dirty and bacterial accumulation points. Easy to clean and disinfect also with aggressive detergents.

Safe and secure

All-around soft rubber bumper help to avoid damages to hospital staff, patients, objects or to the trolley itself.

Centralized locking device with key (45740-45746) or with seal (45750-45751).

Size 775x710xh 920 mm



- 45751 AURION EMERGENCY TROLLEY - dark blue - 5 drawers
- 45750 AURION EMERGENCY TROLLEY - red - 4 drawers with IV stand, defibrillator tray, suction unit shelf (45751 only), CPR massage board, electric plug (45751 only).



- 45755 AURION AMAGNETIC TROLLEY - yellow - 5 drawers with amagnetic wheels, without locking system



- 45740 AURION THERAPY TROLLEY - green - 4 drawers
- 45741 AURION THERAPY TROLLEY - light blue - 5 drawers with IV stand (45741 only), upper drawers, bin (45741 only)
- 45744 AURION DRESSING TROLLEY - blue - 5 drawers
- 45746 AURION MONODOSE TROLLEY - brown - 2 drawers + 2 monodose cassettes (10 small drawers each)

MULTIFUNCTIONAL AND EMERGENCY KARTS

MULTIFUNCTIONAL KARTS

High quality aluminium multifunctional and emergency carts with superior features.

- work-top in high performance copolymer, with perimetric edge for liquid containment
- extruded aluminium frame, with superficial silver antioxidant treatment offering more lightness, resistance and reliability
- ergonomic stainless steel handles, on both sides for easy handling
- drawer structure built in steel sheets, epoxy powder coated
- full pull-out sliding drawers

- interchangeable drawer position
- aluminium drawer handle with "hook/unhook" system to prevent accidental opening of drawers



- 45660 COMPACT KART - 5 drawers - blue
- Size: 654x605xh 975 mm
- 45661 UPPER DRAWERS (9+5) - blue for 45660
- 45662 MEDIUM KART - 5 drawers - blue
- Size: 804x616xh 975 mm
- 45663 UPPER DRAWERS* (9+5) - blue for 45662

*Included support for glove box

- 45677 PARTITION KIT for compact kart drawers h2/h3



- high drawers capacity: 20 kg (35 kg for drawer h 200-283 mm)
- centralized locking system with front key or single use seals (emergency karts only)
- 6 integrated side pockets (3+3) to hold bottles or small items
- swivelling wheels Ø 125 mm (two with brake) in thermoplastic rubber with threadguards, hub on precision ball bearings.

TECHNICAL SPECIFICATIONS

Frame size:	COMPACT: 654x605xh 975 mm	MEDIUM: 804x616xh 975 mm
Drawer size Compact/Medium:	Front width/height	Inner sizes
small	h1= 1/10 490/640xh 64 mm	432/582x448xh 58 mm
medium	h2= 2/10 490/640xh 137 mm	432/582x448xh 131 mm
large	h3= 3/10 490/640xh 210 mm	432/582x448xh 204 mm
folder holders	h4= 4/10 490/640xh 283 mm	432/582x448xh 270 mm
Medical Devices Class I		



- 45665 EMERGENCY COMPACT KART - 5 drawers - red
- 45666 EMERGENCY COMPACT KART - 4 drawers - orange
- Size: 654x605xh 975 mm
- 45667 EMERGENCY MEDIUM KART - 5 drawers - red
- 45668 EMERGENCY MEDIUM KART - 4 drawers - orange
- Size: 804x616xh 975 mm

Supplied with infusion stand holder 4 hooks, Ø 120-150 mm defibrillator holder tray, cylinder holder (double for 45667/8) and CPR board (only 45666/8).

- 27485 DISPOSABLE NUMBERED SEALS - box of 100
- 27474 PREMIUM DISPOSABLE NUMBERED SEALS - box of 100 45666



Slim LED X-ray illuminator viewing area 42x36 cm. See other specifications at page 184, code 44700.

- 45671 VIEWER KART Compact kart with slim LED viewer, 2 small drawers and 2 folder holders.
- 45678 HANGING FILE FOLDERS*

- 45672 VIEWER KART 2 Compact kart with slim LED viewer, 2 small and 1 medium drawer, 10 compartments for folders (44x48xh 43,8 cm).



- 45656 PEDIATRIC KART Pediatric compact kart with 2 medium and 2 large drawers.
- 45657 UPPER DRAWERS (9+5)

- 45674 MULTIPURPOSE KART Compact kart with 2 small drawers and 2 folder holders.
- 45675 UPPER DRAWERS (9+5)
- 45678 HANGING FILE FOLDERS*

• 45650 PERSONALIZED KART: CONFIGURATE YOUR KART SELECTING COLOUR, DRAWERS AND MODEL - available in 45 days

Available drawers

Small 1/10 h	Medium 2/10 h	Large 3/10 h	Folder holder 4/10 h
Red RAL3020	Orange RAL2004	Turquoise RAL5018	Blue RAL5010

Available colours

You can choose your drawers considering:
- interchangeable position of drawers
- sum of selected drawers should be 10/10 h

Ceil blue RAL5012	Green RAL6018	Yellow RAL1021
----------------------	------------------	-------------------

* Box of 25 hanging file folders 365 x 240 mm

PAINTED OR STAINLESS STEEL MODULAR TROLLEYS SYSTEM



MADE IN ITALY

MODULAR TROLLEYS SYSTEM

Modular trolleys made of painted steel or stainless steel, one-piece structure, with wide technopolymer plastic worktop with borders on 3 sides to be cleaned easily, no sharp corners, ergonomic tubular push-handle.

Different drawers (small-yellow, medium-blue, large-red), depending on model, with epoxy painted panels and

integrated handle grip, silent sliding with end-run block. Possibility to remove the drawers for the guides for an easy cleaning and disinfection. Central lock key. Overall bumpers and 4 antistatic Ø 125 mm castors, 2 with brakes.

Size: 67x63x104 cm. Weight: 53 kg.

Personalization for minimum 10 pcs: drawers in your colour.

Painted steel	Stainless steel	TROLLEYS
45600	45620	Trolley with 7 small drawers
45601	45621	Trolley with 1 small, 3 medium drawers
45602	45622	Trolley with 2 small, 1 medium, 1 large drawers
45603	45623	Trolley with 1 small drawer, 1 compartment with shelf
45604	45624	Trolley with 2 medium, 1 large drawer

ACCESSORIES FOR ALL MODULAR SYSTEM TROLLEYS

45640	IV stand
45641	Upper drawers (5 medium + 4 large)
45644	Partition h 4 cm for yellow drawer (49x48x10 cm)
45645	Partition h 14 cm for blue drawer (49x48x20 cm)
45646	Partition h 20 cm for red drawer (49x48x30 cm)



WASH-BASIN - PUMP

• 45410 WASH-BASIN PUMP SYSTEM - white

Pump wash-basin with round bowl in satin stainless steel, non-connected to the water mains. The system ensures the availability of water when it is expensive or impossible to lay drain-pipes in the walls or floors.

Dimensions: 47x54xh 86 cm

It only requires a 230V power socket: the low voltage transformer (12V) drives a pump for supplying water by a simple pressure of the foot on the base.



Equipped with 2x20 litre tanks for water supply and drain



UTILITY TROLLEY

• 45595 UTILITY TROLLEY - blue avio • 45597 UTILITY TROLLEY - other colours*

RAL 5010	RAL 2003	RAL 6019	RAL 1013	RAL 3020
----------	----------	----------	----------	----------

*Available in 30 days. Minimum order 5 pcs.

Smart and strong steel structure painted with epoxy powder. Technopolymer plastic one-piece top with border, without sharp corners, with compartment for accessories. Ergonomic push handle.

3 medium drawers 45.1x48.5xh 15 cm and 1 large drawer 45x49.5xh 22.5 cm with silent sliding and end-run block. Central lock key. Size: 60x50xh 100 cm Overall bumpers and 4 antistatic 125 mm swivelling castors, 2 with brake.



45595

Blue Avio RAL 5014 available in stock


MADE IN ITALY



45597 Utility trolleys other colours available in 30 days

MULTI-PURPOSE WALL UNITS

Multi-purpose wall unit to organize dispensers of disposable products. All components and slots are modular and can be organized to match professional user needs. Available in 2 sizes: standard (103x20xh 40 cm) and large (153x20xh 40 cm) and 15 colours. Powder coated galvanized metal pull-up door with vertical opening. Supplied with automatic soap dispenser, cups dispenser and 5 (standard) or 7 (large) slots.



STANDARD ACCESSORIES	45290	45295
Dispenser for disposable cups	1	1
Automatic soap dispenser	1	1
Slot for gloves or wipes	2	3
Slot for masks	1	1
Slot for napkins or cannula	-	1
Roll holder	2	2

MULTIFUNCTIONAL WALL UNITS	
Model	white
Standard	45290
Large	45295

*Available in 60 days, please specify colour with order

GIMA MOBILE SPACE: WORKTOPS AND MOBILE UNITS



Mobile space is a programme of safe and ergonomic technical furniture for medical, physiotherapy and professional beauty use. These units feature wheels and offer the same levels of functionality as trolleys. The visible edges are radiating and covered in shockproof material. The steel handles provide good grip without dangerous edges. Stability is optimised by the inner and outer sides, the extra-thick backs and invisible wheel positioning. The steel runners of the drawers with rocker arm closing ensure smooth opening while preventing undesired opening during transport. The independent worktop makes it possible to fully pull out the units for easier floor cleaning and position the trolleys according to need. It is available with or without washbasin (left or right). The broad choice of unit configurations and colour range make it possible to personalise interiors according to individual requirements.

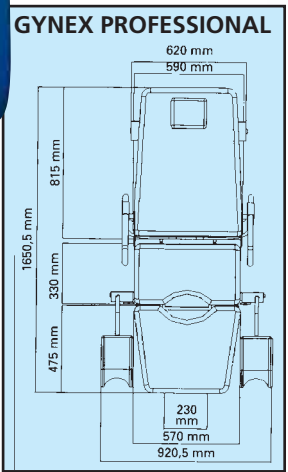
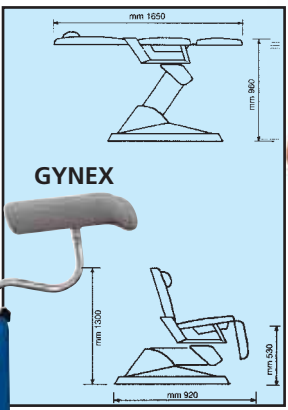


GIMA code	STANDARD WORKTOPS - WHITE
45420	Worktop 106 cm - right washbasin
45421	Worktop 106 cm - left washbasin
45422	Worktop 106 cm - without washbasin
45423	Worktop 156 cm - right washbasin
45424	Worktop 156 cm - left washbasin
45425	Worktop 156 cm - without washbasin
45426	Worktop 206 cm - right washbasin
45427	Worktop 206 cm - left washbasin
45428	Worktop 206 cm - without washbasin
ACCESSORIES	
45459	Chromed mixer tap

MOBILE UNITS				Model
white	blue	green	orange	
45440	←	45450*	→	4 drawers
45441	←	45451*	→	4 drawers
45442	←	45452*	→	6 drawers
45443	←	45453*	→	under washbasin

*Available in 45 days, please specify colour with order

1 OR 3 ENGINES GYNAECOLOGICAL CHAIRS AND STOOLS



MADE IN ITALY
GYNEX - GYNAECOLOGICAL CHAIR
 GYNEX: a chair offering a unique combination of functional, aesthetic and working characteristic.

Thanks to its self-balancing seat and backrest, GYNEX can be adjusted to any build for the greatest patient comfort. The chair is provided with an electromechanical lifting device, having a power supply at 24 V. The electric actuators enable the movement up and down from 57 cm off the floor ("0" position) up to a maximum of 96 cm. The backrest is supplied with adjustable headrest and paper roll holder. The legrest can be independently adjusted and it has an automatic-locking device. The chair can be flattened to a bed position for examination activity, the armrest can be removed and independently oriented. The electric control of the chair for upright position is operated by means of a foot pedal.

GYNEX PROFESSIONAL - GYNAECOLOGICAL CHAIR
 Gynex professional chair offers functionality, aesthetics, ergonomics. It can satisfy all patient and user needs for a professional gynaecologic visit. Gynex professional is provided with versatile accessories: back paper-roll dispenser, metal basin, leg-supports. 3 engines allow, in addition to lifting, electric backrest and legrest movements. The combined movement of backrest and seat by means of self-balancing system (operated by a silent low tension actuator of 2,500 N) grants maximum comfort to the patient. The padded and pelted armrests allow a relaxing protecting sitting position, armrests are individually revolving and removable. Backrest is provided with removable height-adjustable headrest. The wide and soft backrest has independent adjustment movement through silent low tension actuator. This chair is moved by a silent low tension engine which allows a vertical excursion of 40 cm from zero position. The electrical drives are controlled by an ergonomic hand switch control, connected to the chair by a cable. Gynex professional can be easily transformed into an examination bed (horizontal position).

	TECHNICAL SPECIFICATIONS	
	GYNEX	GYNEX PROFESSIONAL
Power supply tension:	230V - 50 Hz (110V - 60 Hz on request)	230V - 50 Hz (110V - 60 Hz on request)
Motor tension:	24 V	24 V
Lifting motor push:	6,000 N	6,000 N
Backrest push:	800 N (gas spring)	2,500 N (motor)
Legrest motor push:	-	2,500 N
Lifting capacity:	180 kg	180 kg
Maximum power:	90 VA	90 VA
Fuses protection:	1.6 A	1.6 A

	STANDARD ACCESSORIES	
	GYNEX	GYNEX PROFESSIONAL
Polyurethane leg-rest	•	•
Padded leg-rest (colour coordinated)	•	•
Paper-roll holder	•	•
Basin	• (plastic)	• (metal)
Remote control	•	•

GYNEX CHAIRS AND STOOLS							
	Light blue Parigi	Green Toronto	Blue Chicago	Orange Rotterdam	Metal Apricot	Metal Sea blue	Colour on request
Gynex professional	27514	27512**	27513	27512**	27515	27512**	27512**
Gynex	27521	27522	27523	27524	27525	27526	27520**
Stool with ring	27531	27532	27533	27534	27535	27536	27530**
Stool without ring	27527	← 27528** →					

**Available in 60 days, specify colour with order

COLOUR ON REQUEST: CLASSIC COLOURS								
White Helsinki	Beige Roma	Beige Tunisi	Brown Perugia	Yellow Parma	Orange Praga	Red Mosca	Pink Malaga	Bordeaux Bangkok
Green New Delhi	Green David	Green Melbourne	Green Irlanda	Green Honolulu	Green Caracas	Violet Nizza	Violet Ankara	Light blue Palm beach
Blue Berna	Blue Baltico	Blue Anversa	Grey Oslo	Grey Amburgo	Grey Londra	Black Odessa		
COLOUR ON REQUEST: METALLIC COLOURS								
Metal Ice	Metal Silver	Metal Bronze	Metal Gold	Metal Lemon	Metal Red	Metal Sky Blue	Metal Blue	Metal Dust Grey



GYNAECOLOGICAL AND DELIVERY BEDS



Size: 180x55xh 80 cm
Seat size: 55x55 cm
Delivered in kit form.

27501

Multilingual instructions:
GB, FR, IT, ES, PT, DE, GR.

Standard leg holders



360° rotation
27503

Quality leg holders



360° rotation
27504

MADE IN ITALY



Size: 180x55xh 80 cm.
Delivered in kit form.

27510

- 27500 DELUXE GYN BED - quality leg holders
 - 27501 GYNAECOLOGY BED - standard leg holders
- Strong chrome-plated structure. Rectangular steel tube. Adjustable head and leg sections. Simulated leather, black colour, washable upholstery, self extinguishing. Load: 110 kg. Complete with s/s bowl Ø 31 cm and leg-holders.
- 26586 S/S BOWL Ø 31 cm - spare

- 27510 DELUXE DELIVERY BED - quality leg holders
- Same as 27500, but with three sections with independent controls and Trendelenburg position. Load: 110 kg.
- 27503 STANDARD LEG HOLDERS - couple - spare
 - 27504 QUALITY LEG HOLDERS - couple - spare
- Kit leg holders includes 2 leg-holders and arms.
- 27418 COUCH ROLL HOLDER

3-SECTION MULTIFUNCTIONAL AND GYNAECOLOGICAL BEDS



LOAD 150 KG

27505

Adjustable standard leg holder, turnable 360° (27508)



27509

Seat: 50x60 cm

Size: 181x60xh 83 cm
Delivered in kit form.

MADE IN ITALY

- 27502 3-SECTION MULTIFUNCTIONAL BED - blue
 - 27505 3-SECTION GYNAECOLOGICAL BED - blue
- Strong and stylish structure in oval tube 50x25 mm, painted with epoxy powder, metallic grey colour. The three sections top has high density padding, covered with washable, fire proof, leatherette material Class 1 IM. Back-rest and leg-rest section are fully adjustable by self mechanical system. Gynaecological bed is supplied with 2 foam padded leg holders and stainless steel bowl Ø 32 cm. Maximum load: 150 kg - Weight: 36 kg.



27502

Size: 185x60xh 85 cm

Delivered in kit form

Seat: 62x60 cm

- 27508 STANDARD LEG HOLDER for 27505 - couple - spare
 - 27509 QUALITY LEG HOLDER for 27505 - couple - optional
- Kit leg holder, includes 2 leg-holders and arms.
- 27511 COUCH ROLL HOLDER for 27502-5
 - 27919 DESK with 2 drawers - 130x71xh 80 cm
- Strong structure in oval tube 40x20 painted with epoxy powder, metal grey colour. White work top with rubber edge and round corner.
- 27979 FOOT STOOL - 2 steps



27919



27979



27538

Height adjustable leg holder, turnable 360°

3-SECTION DELIVERY BED WITH TRENDELENBURG

- 27538 3-SECTION DELIVERY BED - with Trendelenburg
- structure made of epoxy painted oval steel tube
 - three sections with independent control and Trendelenburg position
 - padding made of high density polyurethane foam, fireproof Class 1 IM
 - covering made of washable, plastic material (leatherette) fireproof Class 1 IM
 - adjustable rubber feet
- Size: 181x60xh 80 cm
Carton size: 75x20xh 196 cm.
Maximum load: 150 kg.
Net weight: 43 kg.
- Supplied with a pair of height-adjustable, padded, anatomic leg-holders, a couple of shoulder rests, handgrips, a paper roll holder and a stainless steel basin Ø 32 cm. Delivered in kit form. In conformity with MDR.
- 27509 QUALITY LEG HOLDER - couple - spare

MADE IN ITALY

DONOR ARMCHAIR

- 27557 DONOR ARMCHAIR - blue - mechanical
 - 27563 DONOR ARMCHAIR - blue - electrical
 - 27567 DONOR ARMCHAIR WITH WHEELS - white
- Strong and stylish armchair with structure made of oval, round and square metal tubing fully coated with white epoxy powder (legs oval tubing 50x25x1.5 cm; central frame square tubing 30x30x1.5 cm, cushions round tubing 20xØ 1.5 cm). High density polyurethane foam platform with wooden base covered by leatherette upholstery. Flame resistant materials Class 1 IM.

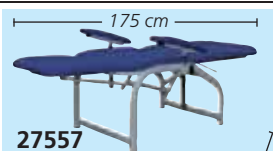
Synchronized adjustment of the two cushions by a gas spring, cylinder/piston, (27557, 27567) or by a linear actuator (27563) with a push-button panel, allow a quick moving into TR/RTR position. Backrest inclination from +60° to -5° in Trendelenburg position, leg rest from -80° to +5°.

Reclinable arm-rests can be height adjusted or rotated up to 180° when removed.

Four adjustable feet ensure maximum stability (27557 and 27563) or 4 castors, 2 with directional brake (27567) ensure mobility. Load: 150 kg. Size: 175x55xh 51 cm.

- 27553 IV STAND
- 27556 COUCH ROLL HOLDER

Other colours available in 20 days, see below:



27557



WITH WHEELS



27567



27557

White ral colour 9003 structure, minimum thickness 70/80 micron. Glossy finish.



MADE IN ITALY

Multilingual manual for 27557, 27567: GB, FR, IT, ES, PT, DE, SE, PL, RO, GR.



27563

DONOR WHEELCHAIR

- 27561 DONOR WHEELCHAIR
- Donor wheelchair with structure made of epoxy painted oval and round steel tube. Backrest adjustable by gas pump. Padded leg rest manually adjustable. Metal footrest extractable. Armrest with articulations, manually adjustable in height. Padding made of high-density polyurethane foam, fireproof Class 1 IM. Covering made of washable, plastic material (leatherette), fireproof Class 1 IM. Back push handle.

Mattress overall size: 166x55 cm. Carton size: 185x67xh 58 cm. Four wheels Ø 100 mm, 2 directional and 2 with brake. Net weight: 53 kg. Gross weight: 55 kg. Maximum load: 150 kg. Supplied with blanket tray with belts to fix oxygen bottle, IV stand and chart holder support. In conformity with MDR.



Chart holder support



MADE IN ITALY



27561

Blanket tray with belts to fix oxygen bottle (bottle not included)

HEIGHT ADJUSTABLE GYNAECOLOGICAL BED

- 27506 HEIGHT ADJUSTABLE GYN BED - green
- 27507 HEIGHT ADJUSTABLE GYN BED - blue
- 27496 HEIGHT ADJUSTABLE GYN BED - any colour*

*Available in 20 days, see below available colours

Strong and solid structure in oval tube 50x25x2 mm painted with epoxy powder, white colour. The three sections top has high density padding, covered with washable, fire proof, leatherette material Class 1 IM.

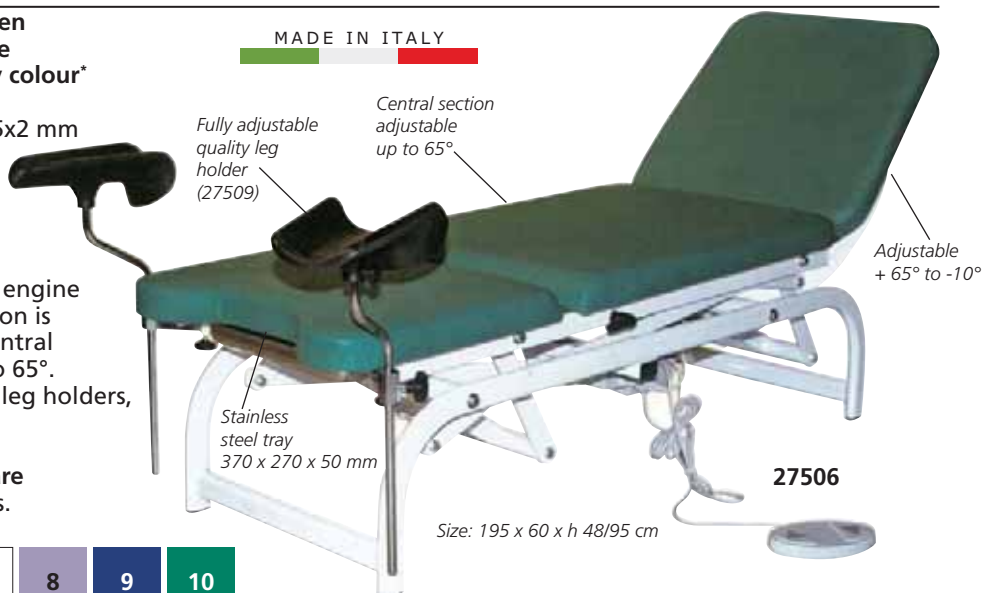
Full adjustable

Height, up to 95 cm, is adjustable by electric engine (6000 N power) with foot control, head section is adjusted by a gas cylinder (400 N power), central section by a gas cylinder (600 N power) up to 65°. This gyn bed is supplied with 2 quality foam leg holders, stainless steel tray and couch roll holder.

- 27509 QUALITY LEG HOLDER - couple - spare
- Kit leg holder includes 2 leg holder and arms. Suitable for 27496, 27505, 27506, 27507.



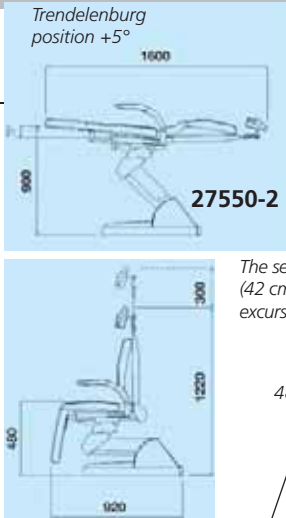
MADE IN ITALY



27506

Size: 195 x 60 x h 48/95 cm

ENT CHAIRS



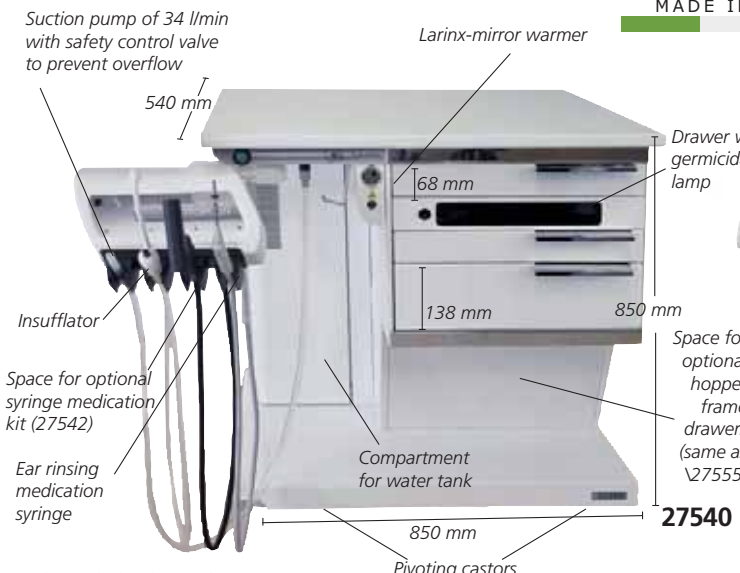
- 27545 NEW OTO/PV ENT CHAIR with headrest - colour on request*
- 27548 NEW OTO/PV ENT CHAIR with headrest - green Melbourne
- 27549 NEW OTO/PV ENT CHAIR with headrest - light blue Parigi

Patient chair with Peltex-lined seat and backrest. Electric up and down movements by silent engine controlled through foot switch. Back-rest can be adjusted up to -5° +90° by a gas spring. Chair rotates 360° and is provided with a rotation locking device placed at the bottom. Power: 230 V - 50 Hz (110 V - 60 Hz available on request).

- 27550 OTOPEX ENT CHAIR with headrest - colour on request*
- 27551 OTOPEX ENT CHAIR with headrest - blue Chicago
- 27552 OTOPEX ENT CHAIR with headrest - green Toronto

ENT chair designed also for ambulatory operations. Moved by very silent electrical engines operated by joystick foot-control. Also provided with button to re-set to previously selected working position. Upholstery made of simulated leather, high density undeformable foam padding (50 kg/cm³). Seat and leg-rest are joined in a single piece. Power: 230 V - 50 Hz (110 V - 60 Hz available on request).

ENT CABINETS




- 27540 OTOPLUS - ENT UNIT

The E.N.T. unit has rubber pivoting castors, a working surface made of scratch-proof rolled sections, 2 small and one large drawers provided of removable internal partitions, one drawer with inside germicidal lamps to keep instrument sterilization. Otoplus is provided with a silent suction pump of 34 l/min, with power supply complete with dim adjustment device for Clar/Storz lamp, larynx-mirror warmer, twin-cylinder dry compressor for tubal insufflation, 2-litres distilled water tank with acoustic signal for reserve level. The articulated arm with instrument holding tray is complete with terminal suction cannula and terminal insufflation cannula, ear rinsing syringe with automatic water temperature control, (a microprocessor keeps temperature at a constant level of 37 °C). Power 230 V - 50 Hz (Available 110 V - 60 Hz).

- 27539 OTOPLUS COMPLETE

Same as code 27540 with vasister drawers (code 27541) and endoscope support (code 27543) included.




- 27554 OTOPLUS DC ENT UNIT
- 27555 OTOPLUS DC ENT UNIT - complete

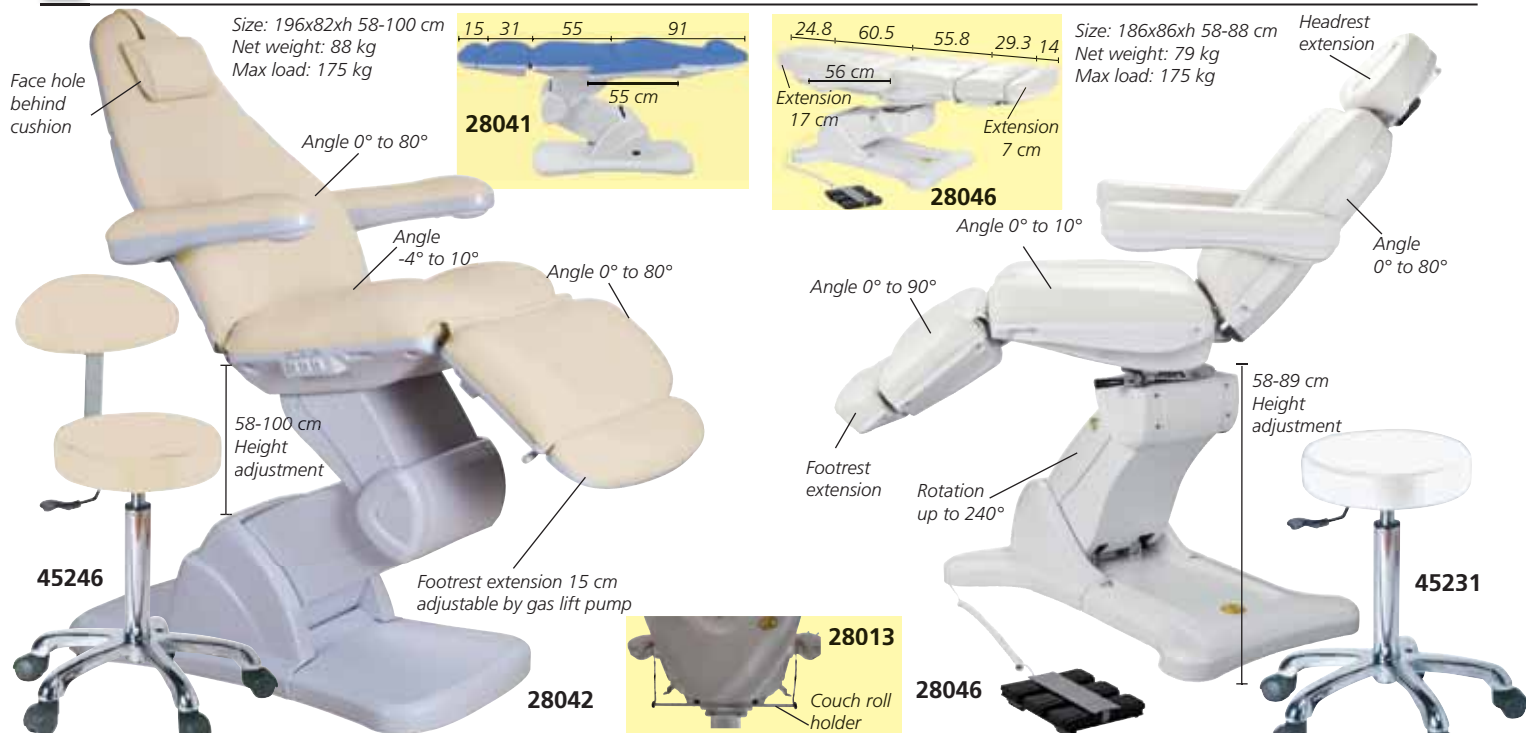
Same as code 27554 with hopper frame drawers (code 27541) and endoscope support (code 27543) included.

- 27541 HOPPER FRAME DRAWERS - 2 independent drawers
- 27543 ENDOSCOPE SUPPORT - 2 transparent plastic tubes 1 tube 50 cm long and 1 tube 25 cm long both closed at the bottom.
- 27542 SYRINGE MEDICATION KIT including 1 syringe, 2 atomizers (1 for liquid and 1 for powder) and 3 ampoules in dark glass. To be ordered with ENT unit, should be installed at factory.
- 28239 FILTER - spare for 27539, 27540, 27554-5
- 27544 LED LIGHT SOURCE

Makes cold white light (5500 °K, 200 lumen) for endoscopy use. It can be connected to endoscopes without need of F.O. cable. Handle connect directly to rigid endoscopes (Storz connection). LCD display: 12.8x6.4 cm. Size: 30x25x12 cm.



ELECTRIC CHAIRS WITH FOOT CONTROL - 3 MOTORS



- 28041 CLEOPATRA ELECTRIC CHAIR - 3 motors - blue
 - 28042 CLEOPATRA ELECTRIC CHAIR - 3 motors - light beige
- Electrically controlled 3 motors chair to adjust separately height, backrest and seat inclination by optional foot switch or push button panel. Footrest adjustable by gas lift pump. Reversible arms and adjustable headrest. Cushion included. Operating power: 100-240 V - 50/60 Hz. Manual: GB, FR, IT, ES.
- 28013 COUCH ROLL HOLDER - optional
 - 28014 REMOTE HANDLE CONTROL - optional
 - 45232 STOOL - blue
 - 45242 STOOL WITH BACKREST - blue
 - 45236 STOOL - light beige
 - 45246 STOOL WITH BACKREST - light beige

- 28046 NEFERTITI ELECTRIC CHAIR - 3 motors - white
- Electrical chair with very stable structure and high comfort. Specially designed to optimize the workspace due to 240° rotation. 3 motors control height, backrest and seat inclination by optional foot switch or push button panel. Footrest adjustable by gas lift pump, reversible arms and adjustable headrest. Operating power: 220-240 V - 50/60 Hz. Manual: GB, FR, IT, ES.
- 28013 COUCH ROLL HOLDER - optional
 - 45231 STOOL - white
 - 45241 STOOL WITH BACKREST - white

MECHANICAL CHAIR



- Manual: GB, FR, IT, ES
- 28005 LUXOR CHAIR - mechanical - white
 - 28006 LUXOR CHAIR - mechanical - blue
- Chair can move up and down and rotate 360°. Backrest and footrest are adjustable. Removable armrests.
- STOOLS**
- 45231 STOOL - white
 - 45232 STOOL - blue
 - 45241 STOOL - white
 - 45242 STOOL - blue

ELECTRIC CHAIR- 2 MOTORS



- 28008 AMIRA CHAIR - 2 motors - white
 - 28009 AMIRA CHAIR - 2 motors - blue
- Electrically controlled chair to adjust separately height and backrest. Manual adjustment of angle of the seat inclination and footrest. Supplied with cushion. Manual: GB, FR, IT, ES.
- STOOLS**
- 45231 STOOL - white
 - 45232 STOOL - blue
 - 45241 STOOL - white
 - 45242 STOOL - blue

ELECTRIC CHAIRS WITH FOOT CONTROL - 4 MOTORS



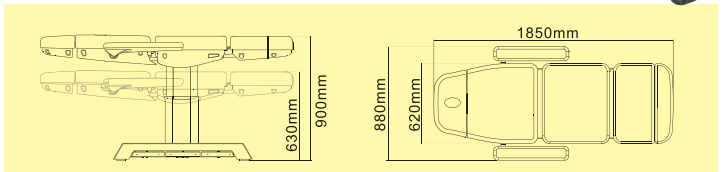
Size: 185x88xh 63-90 cm
Net weight: 98 kg
Max load: 175 kg

28048

- 28047 SABA ELECTRIC CHAIR - 4 motors - white
 - 28048 SABA ELECTRIC CHAIR - 4 motors - avio blue
- Electrically controlled 4 motors chair to adjust separately angle of the backrest, seat inclination, footrest and lifting of the whole chair. Hand controller and built-in foot controller which allow operator to adjust chair. High-grade upholstery leather easy to clean and fresh feeling. Headrest with face hole. Supplied with removable cushion and remote controller. Metal base for high stability. Operating power: 100-240V - 50/60Hz. Manual: GB, FR, IT, ES.
- 28013 COUCH ROLL HOLDER - optional
 - 45231 STOOL - white
 - 45235 STOOL - avio blue
 - 45241 STOOL WITH BACKREST - white
 - 45245 STOOL WITH BACKREST - avio blue



45235



PODOLOGY CHAIRS

Size: 186x86xh 58-89 cm
Net/Gross weight: 72/92 kg
Max load: 175 kg
Operating power: 220-240 V - 50/60 Hz.



28025

Size: 180x80xh 51-65 cm
Net weight: 41 kg
Max load: 175 kg



28020

- 28025 ELECTRIC PODOLOGY CHAIR - 3 motors - blue
- Electrically controlled chair to independently adjust height, backrest and seat inclination, by optional foot switch or push button panel. Headrest can be inclined, arm rests are movable. Manual: GB, IT.
- 28013 COUCH ROLL HOLDER
 - 45232 STOOL - blue
 - 45242 STOOL WITH BACKREST - blue

- 28020 PODOLOGY CHAIR - mechanical - white
- This chair can move up and down and rotate. Backrest and footrests are adjustable. Heavy round base provides maximum stability. Manual: GB, IT.
- 45231 STOOL - white
 - 45241 STOOL WITH BACKREST - white

PODOLOGICAL CABINETS

- 28030 GAMMA1 CABINET - 61x45xh 77 cm - small
- 28031 GAMMA3 CABINET - 108x45xh 77 cm - large

Equipped with tabletop in scratch-resistant wood, drawers and doors, designed to keep tools sterile. Supplied with connections to the mains: germicide compartment, lampholder and other electric sockets. Power supply: 220 V - 50/60 Hz.

	Cabinet		Table top		Germicide compartment	Large compartment
	28030	28031	28030	28031		
Length:	61 cm	108 cm	61 cm	108 cm	28 cm	28 cm
Width:	45 cm	45 cm	42 cm	42 cm	38 cm	28 cm
Height:	77 cm	77 cm			4 cm	15 cm



28030

28031

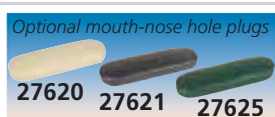
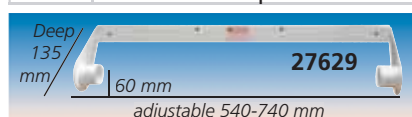
GIMA ADJUSTABLE HEIGHT ELECTRIC TABLES - FOOTSWITCH

Sturdy and highly stable examination and treatment table with white metal painted frame. Adjustable height by electric footswitch. Fixed leg-section and manually adjustable head-section with mouth-nose hole. Available in 12 colours. Fireproof padding. Class I Medical Devices, complies with MDR 2017/745. Lifting capacity: 135 kg. Length: 193 cm. Weight: 54 kg. Power supply 100-240 V, 50-60 Hz. Multilingual manual: GB, FR, IT, ES, PT, DE, GR. Matching stools see page 181.

ADJUST. HEIGHT ELECTRIC TABLE - FOOTSWITCH				
Electric table		Colour	No.	Mouth-nose hole plug - optional
27628	Electric table - footswitch	green	4	27625
27633	Electric table - footswitch	blue	2	27631
27634	Electric table - footswitch	beige	5	27620
27635	Electric table - footswitch	black	1	27621
27632	Electric table - footswitch	any colour*	other	27630

*Available in 20 days, see beside available colours

ACCESSORIES	
27629	Couch roll holder
27650	Foot Switch - spare



GIMA ADJUSTABLE HEIGHT ELECTRIC TABLES - FOOTBAR

Sturdy and highly stable examination and treatment table. Adjustable height by electric footbar. Adjustable head-section by gas pump with mouth-nose hole. Sturdy tubular steel frame painted with non-toxic epoxy powder, RAL 9010. Chromed footbar. Intended for professional use in hospitals, physiotherapy, treatments. Supplied with 6 cm thickness mattress and mouth-nose hole plug 23x11 cm included. Fireproof padding. Available in 12 colours. Class I, Medical Devices, complies with MDR 2017/745. Maximum overall dimensions 195x59,5xh 54-71 cm. Weight: 65 kg. Lifting capacity: 135 kg. Multilingual manual: GB, FR, IT, ES, PT, DE, GR.

ADJUST. HEIGHT ELECTRIC TABLE - FOOTBAR			
Electric table		Colour	No.
44520	Electric table - footbar	blue	2
44521	Electric table - footbar	beige	5
44522	Electric table - footbar	black	1
44525	Electric table - footbar	any colour*	other

*Available in 20 days, see beside available colours

ACCESSORIES	
27629	Couch roll holder



VARIABLE HEIGHT EXAMINATION COUCH WITH TR/RTR

- 44510 LORD VARIABLE HEIGHT EXAMINATION COUCH - water green - 5
- 44516 LORD VARIABLE HEIGHT EXAMINATION COUCH - any colour*

*available in 20 days, see below available colours

Stable and sturdy examination couch made of high quality tubular for furniture. Very practical and user friendly. Height adjustable thanks to the two electrical columns that can move simultaneously or separately (allowing the Trendelenburg/Reverse Trendelenburg position) by a push-button panel. Under the top frame, an ergonomic lever activates a gas spring that reclines the cushions. High density, rubber padded, fire retardant and Class 1 IM top, covered in coated fabric (vinyl, synthetic leather, flame retardant Class 1 IM). It can be cleaned with common detergents.

Complies with: EU 93/42 CEE.

Maximum load: 200 kg.

Supplied with mouth/nose hole plug, paper roll holder and 4 adjustable feet.

- 44505 RETRACTABLE/REMOVABLE/TURNABLE WHEELS KIT - optional



ELECTRIC OR HYDRAULIC HEIGHT-ADJUSTABLE TABLES

The padding is in medium-density foam covered with high quality fire retardant vinyl

adjustable +70° to -20°

MADE IN ITALY

The laterally open frame permits the access with patient lifting system or trolleys

Hydraulic version

27587

BRUXELLES TABLES - electric or hydraulic
Examination and treatment table with high stability. Electric height adjustment by a foot-switch (low tension 24 V) or manual by hydraulic piston. One mobile section, gas-spring supported adjustment of the head-section (with mouth-nose hole) and fixed leg-section. The large head-section can be adjusted positively and negatively and serves as back-rest. Sturdy frame with all moving parts having self-lubricating components to avoid early wear and noise. Power 230 V - 50/60 Hz.

27595

WIDTH 80 cm

Standard 68 cm	Large 80 cm	BRUXELLES TABLES	SWL (Safe Working Load)
27587	27595	Electric - any colour**	200 kg
27588	27593	Electric - blue	200 kg
27589	27596	Hydraulic - any colour**	250 kg
27586	-	Hydraulic - blue	250 kg

**Available in 30 days

TRENDELENBURG

47 to 97 cm

8 cm

MADE IN ITALY

Armrests

27602/3 + 27591

27602-4

27599 + 27591

THE TRENDELENBURG TABLES - electric or hydraulic
Examination and treatment tables with electric height adjustment by a foot switch (low tension 24 V) or hydraulic height adjustment by a piston. Features: three mobile sections adjustable by gas spring. The table can easily assume the "flexion", "relax" and "Trendelenburg" position even if the patient is lying on the table. The large head-section (with mouth-nose hole) can be adjusted positively and negatively. Chair position. Power 230 V - 50/60 Hz. Supplied with mouth-nose hole plug.

GIMA code	THE TRENDELENBURG TABLES	SWL (Safe Working Load)
27602	Electric - any colour**	200 kg
27603	Electric - blue	200 kg
27599	Electric with armrests - blue	200 kg
27604	Hydraulic - any colour**	250 kg

**Available in 30 days

6 SECTIONS AND TRENDELENBURG

48 to 100 cm

Retractable wheels: once wheels are retracted table stands on frame

27578 + 27591

MADE IN ITALY

Armrests

27581

27583 + 27591

SINTHESI MI.TO TABLES - electric
Two-motor examination and treatment tables, electric height adjustment by foot rail or a low voltage (24 V) foot switch. The couches have six or eight sections: the trunk section can be electrically adjusted by the operator with no effort, using the keyboard behind the head of the table, while the patient undergoes a treatment; other sections can be adjusted by one or more gas springs system. The head section is equipped with an elongated breathing hole for a higher comfort. It's a dedicated therapy table for the myofascial release techniques and postural analysis. Wide range of possible positions in flexion/extension, symmetrical or asymmetrical. Power 230 V - 50/60 Hz. Supplied with mouth-nose hole plug and postural education exercises manual.

GIMA code	SINTHESI MI.TO. TABLES	Sections	SWL*	Height adjustment
27578	Electric - blue	6	180 kg	foot switch
27579	Electric - any colour**	6	180 kg	foot switch
27581	Electric - any colour**	6	180 kg	foot rail
27583	Electric with armrest - any colour**	8	180 kg	foot switch

*SWL: Safe Working Load

**Available in 30 days

Upholstery colour code

TABLES AVAILABLE IN 24 COLOURS



GIMA code	ACCESSORIES FOR ALL TABLES
27591	Wheels set Ø 6.5 cm*** - retractable
27594	Mouth-nose hole plug - any colour** for Bruxelles tables
27590	Couch roll holder for rolls 50 to 63 cm for Bruxelles and Ther tables
27592	Couch roll holder for rolls 50 to 68 cm for Sinthesi tables

**Available in 30 days

***Optional wheels set to be ordered with table

2 SECTION EXAMINATION COUCHES - CHROMED AND STAINLESS STEEL

- 44461 CHROME PLATED EXAMINATION COUCH
- 44463 STAINLESS STEEL EXAMINATION COUCH

Structure made of chrome plated steel (44461) or stainless steel (44463) tube Ø 25x25 mm.
 Backrest adjustable by rack.
 Padding and covering made of washable, flame retardant, plastic material. Rubber feet.
 Supplied with a paper roll holder, which can be placed either in the front or in the back part of the examination couch.
 Fireproof padding and covering, Class 1 IM.
 Dimension: 177x60xh 75 cm.
 Weight: 25kg
 Delivered disassembled.
In conformity with MDR.




KING HEIGHT ADJUSTABLE EXAMINATION COUCH

- 27613 KING HEIGHT ADJUSTABLE COUCH - blue - 9 - white frame
- 27612 KING HEIGHT ADJUSTABLE COUCH - any colour* - white frame
- 44477 KING HEIGHT ADJUSTABLE COUCH - with hole - mid light blue - black frame
- 44480 KING HEIGHT ADJUSTABLE COUCH - with hole - any colour* - black frame

*available in 30-40 days, see below available colours

Height adjustable (48-95 cm) examination couch by electric actuator (Linak engine 6.000 N) controlled by foot switch with head section easily adjustable (to +60° and -10°) by a gas pump. Strong and stylish leg structure in oval tubing 50x25x2 mm, central frame in rectangular tubing 50x20x1.5 mm painted with RAL 9003 white or black epoxy powder. Minimum thickness 70/80 micron, glossy finish. High density polyurethane foam platform with wooden base covered by leatherette upholstery. Both materials are fireproof Class 1 IM. Leatherette washable with the most common detergents.
 Size: 190x60xh 48/95 cm. Weight: 70 kg
 Maximum load: 150 kg.
 Operating power: 100-240 V, 50/60 Hz.
 Couch roll holder included.



- 44505 RETRACTABLE/REMOVABLE WHEELS KIT - optional

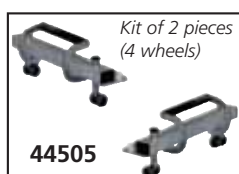


4-SECTION VARIABLE HEIGHT TREATMENT COUCH

- 44531 4-SECTION VARIABLE HEIGHT TREATMENT COUCH - blue
- 44535 4-SECTION VARIABLE HEIGHT TREATMENT COUCH - any colour*

*available in 30-40 days, see below available colours

Couch made of high quality tubular that makes it very sturdy. The cushions can be reclined by a gas spring activated by an ergonomic lever under the top frame. Head section movable to +70° and to -35°. The two electrical columns allow to adjust height and reach TR/RTR position very quickly by pedals, push-button or two perimeter bars. High density, rubber padded, fire retardant and Class 1 IM top, covered in flame retardant Class 1 IM coated fabric (synthetic leather). Washable and disinfected with common detergents. Overall size: 195x68xh 48/89 cm. Weight: 80 kg. Complies with: EU 93/42 CEE.
 Maximum load: 200 kg.
 Supplied with mouth/nose hole plug, paper roll holder, 2 adjustable armrests and 4 adjustable feet.



- 44505 RETRACTABLE/REMOVABLE WHEELS KIT - optional



KING EXAMINATION COUCH

KING EXAMINATION COUCH

Strong and stilish structure in oval tube 50x25 mm painted with metallic grey epoxy powder.

Top in washable, fire proof, leatherette material class 1 IM with high density padding. Head section adjustable by mechanical system, maximum 75°.

Mattress thickness: 4.5 cm

Size: 190x60xh 80 cm. Maximum load: 150 kg.

Delivered in kit form.

GIMA Code	KING EXAMINATION COUCH
27614	King examination couch - water green - 5
27615	King examination couch - white - 7
27616	King examination couch - blue - 9
27617	King examination couch - black - 6
44486	King examination couch - any colour*
KING EXAMINATION COUCH WITH HOLE	
27618	King examination couch - green
27619	King examination couch - white

*available in 20 days, see below available colours



27978

27979

ACCESSORIES	
27511	Couch roll holder
27978	Foot stool - 1 step
27979	Foot stool - 2 steps



27616

MADE IN ITALY

WIDTH: 60 cm

MAX LOAD 150 kg

27619

Multilingual instructions:
GB, FR, IT, ES, PT, DE, NL, PL, RO, SE, GR,
HR, SI, Arabic.





KING PLUS EXAMINATION COUCH

- 44490 KING PLUS EXAMINATION COUCH - blue - 9
- 44491 KING PLUS EXAMINATION COUCH - beige - 2
- 44496 KING PLUS EXAMINATION COUCH - any colour*

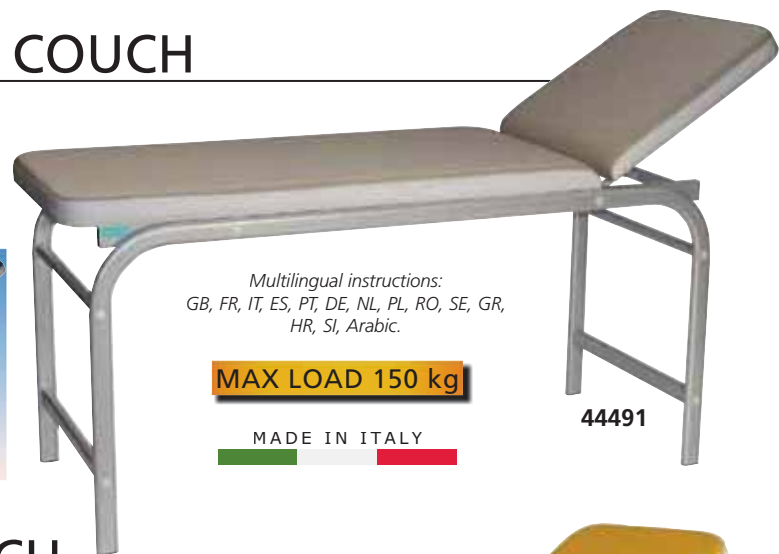
*available in 20 days, see below available colours

Same as King examination couch, but with extra thick 7 cm mattress with lateral white band.

- 27511 COUCH ROLL HOLDER



44490



44491

Multilingual instructions:
GB, FR, IT, ES, PT, DE, NL, PL, RO, SE, GR,
HR, SI, Arabic.

MAX LOAD 150 kg

MADE IN ITALY

ELITE EXAMINATION COUCH

- 44500 ELITE EXAMINATION COUCH - blue - 9
- 44503 ELITE EXAMINATION COUCH - any colour*

*available in 20 days, see below available colours

Stylish, comfortable and innovative examination couch available in 10 colours with lateral white band.

Realized with high quality furniture tubing that guarantees stability and robustness.

The couch is made with rectangular and rounded tubing, Uni 7947/81 and 8913, DIN 2394.

Fireproof rubber padding covered with class 1 IM fireproof woven imitation leather.

Adjustable head section through 2 cogwheels.

The roll holder, included, can be placed in the feet or in the head side. 4 adjustable feet.

Size 193x68xh 78 cm. Padding size 190x68xh 7 cm.

Max. load 200 kg. Weight 70 kg.

Disassembled, very simple to assemble.

- 44505 RETRACTABLE/REMOVABLE/TURNABLE WHEELS



44505



44503

LOAD 200 KG

MADE IN ITALY



COUCH PAPER ROLLS

COUCH PAPER ROLLS


A complete range of hygienic and resistant couch paper manufactured in Italy in pure cellucotton or cellucotton/polythene. Each roll is individually packed in plastic bag for best protection. Atoxic. Available with standard 38 or 40 cm perforation or 190 cm perforation (full person size).

• 27418 COUCH ROLL HOLDER

Adjustable roll holder suitable for round (Ø 27-30 mm) or square (27-30 mm x 27-30 mm) metal couch leg.

MADE IN ITALY

OTHER SIZES OF COUCH ROLL PAPERS AVAILABLE ON REQUEST



COUCH PAPER ROLLS

MATERIAL	Cellucotton embossed		Microembossed glued						Pure wadding of cellulose ply coated with a polythene protection					
	GIMA code	27410	27411	27412	27424	27427	27428	27432	27419	27414	27413	27415	27395	27396
Colour	white	white	white	white	white	white	white	white	white	light blue	white	white	light blue	white
Ply	1 ply	2 ply	2 ply	2 ply	2 ply	2 ply	2 ply	2 ply	2 ply	12 g/m ² polyth.	12 g/m ² polyth.	8 g/m ² polyth.	12	7
Weight	30 g/m ²	2x20 g/m ²	2x17 g/m ²	2x17 g/m ²	2x17 g/m ²	2x17 g/m ²	2x17 g/m ²	2x17 g/m ²	2x17 g/m ²	25/27 g/m ²	25/27 g/m ²	26/28 g/m ²	23 g/m ²	22 g/m ²
Length	95 m	47.5 m	46 m	50 m	100 m	50 m	80 m	80 m	80 m	50 m	50 m	50 m	68 m	100 m
Height	50 cm	59 cm	50 cm	50 cm	50 cm	59 cm	59 cm	59 cm	59 cm	50 cm	50 cm	60 cm	50 cm	60 cm
N. of sheet	250	125	135	132	263	132	210	42	132	132	132	178	263	
Perforation	38 cm	38 cm	34 cm	38 cm	38 cm	38 cm	38 cm	190 cm	38 cm	38 cm	38 cm	38 cm	38 cm	
Rolls per box	6	6	9	9	6	9	6	6	6	6	6	6	6	

SUITCASE COUCH

MADE IN ITALY



Couch size:
187.5x64xh 71 cm (open)
93x68xh 14 cm (folded)

• **27407 SUITCASE COUCH - black**
Chromed steel and folding legs. Upholstered covering in washable material. Resin padded.
Max load: 100 kg.
Weight: 16.5 kg
Supplied with a velvet bag for easy transport.
Packing: 95x18x73.5 cm
Manual: GB, IT, NL.

ALUMINIUM SUITCASE COUCH

MADE IN ITALY



Manual: GB, FR, IT, ES, PT, DE, GR.



27406

• **27406 ALUMINIUM SUITCASE COUCH with hole**
Light, foldable, two sections, suitcase couch with aluminium frame. Central double legs for improved safety and block system on the hinges.
Head rest with mouth/nose hole.
Upholstered and covered with simulated leather.
Max load: 100 kg.
Weight: 13 kg.
Packing: 94x21.5x66.5 cm

VALUE EXAMINATION COUCHES

- 44452 VALUE EXAMINATION COUCH - white painted - black
- 44453 VALUE EXAMINATION COUCH - white painted - white
- 44457 VALUE EXAMINATION COUCH - chrome - blue
- 44458 VALUE EXAMINATION COUCH - chrome - beige

Suitable for medical practices or small surgeries. Top is made with wooden panel, foam rubber and covered with washable, fireproof simulated leather Class 1.

Two sections: one fixed 131x62xh 6 cm and one adjustable (backrest) 51x62xh 6 cm. Couch size: 182x62xh 79 cm. Weight 27 kg. Maximum load: 120 kg.

Delivered in kit form: 173x74xh 16 cm. Easy to assemble. Multilingual manual (GB, FR, IT, ES, PT, DE).

- 27418 COUCH ROLL HOLDER - optional
- STOOLS: see at page 181



EXAMINATION COUCHES

- 27401 EXAMINATION COUCH - chromed - black
- 27402 EXAMINATION COUCH - white painted - grey
- 27444 EXAMINATION COUCH - white painted - green

STOOLS: see matching stools page 181
Suitable for medical office or small surgeries.

Easy to assemble, following enclosed instructions (GB, FR, IT, ES, PT, DE, SE). Comes complete with mattress.

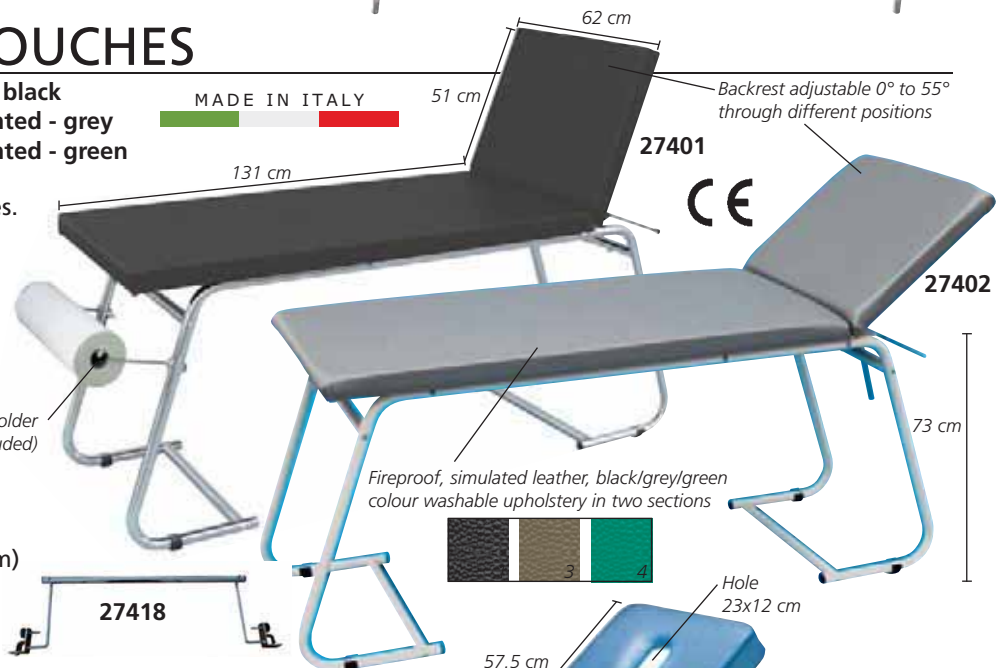
Upholstery in two sections: one 131x62xh 6 cm fixed and a 51x62xh 6 cm backrest adjustable through different positions.

Load: 120 kg. Net weight 26.4 kg

Delivered in kit form (173x16x74 cm).

- 27418 COUCH ROLL HOLDER

Adjustable roll holder suitable for round (Ø 27-40 mm) or square (25x25 to 35x35 mm) metal couch leg.



- 27404 CLASSIC EXAMINATION COUCH - chromed - beige
- 27405 CLASSIC EXAMINATION COUCH - chromed - blue- backrest with hole
- 27445 CLASSIC EXAMINATION COUCH - chromed - apricot

Chromed mainframe and legs constructed in chrome-plated steel.

Legs fitted with plastic feet.

The two-section top has resilient foam padding covered with washable and fire-proof plastic material.

Backrest fully adjustable.

Available in beige, blue, apricot colour.

Other colours on request, minimum 10 pieces.

Size: 180x57xh 73 cm.

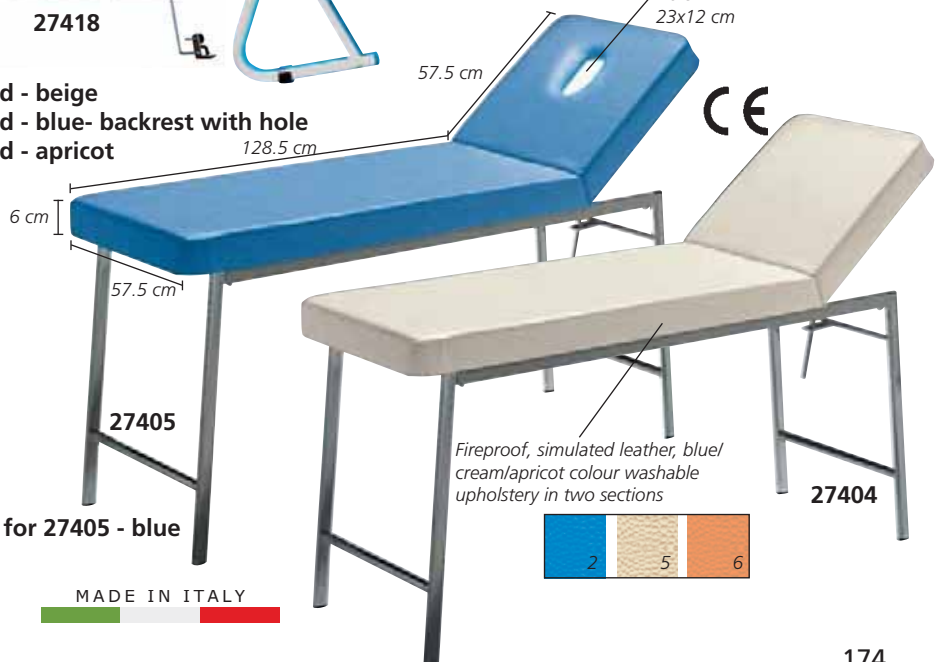
Maximum load 120 kg.

Delivered in kit form (198x17x64 cm).

Instructions: GB, FR, IT, ES, PT, DE, GR.

- 27408 MOUTH-NOSE HOLE PLUG 23x12xh 6 cm for 27405 - blue

STOOLS: see matching stools page 181




EXAMINATION AND TREATMENT TABLE - HIGH LOAD

- 27622 STANDARD TREATMENT TABLE - any colour*
- 27623 STANDARD TREATMENT TABLE - blue
- 27624 STANDARD TREATMENT TABLE - cream
- 27626 LARGE TREATMENT TABLE - any colour*
- 27627 LARGE TREATMENT TABLE - blue

Professional examination and treatment table with one movable section and manual adjustment. Sturdy detachable metal structure painted with scratch-proof, non corrosive epoxy powder. The section trim facilitates reaching the patient. Head section with mouth-nose hole. Multilingual manual: GB, FR, IT, ES, PT, DE, GR.

- 27629 COUCH ROLL HOLDER
- 27630 MOUTH-NOSE PLUG - any colour*
- 27631 MOUTH-NOSE PLUG - blue
- 27620 MOUTH-NOSE PLUG - cream

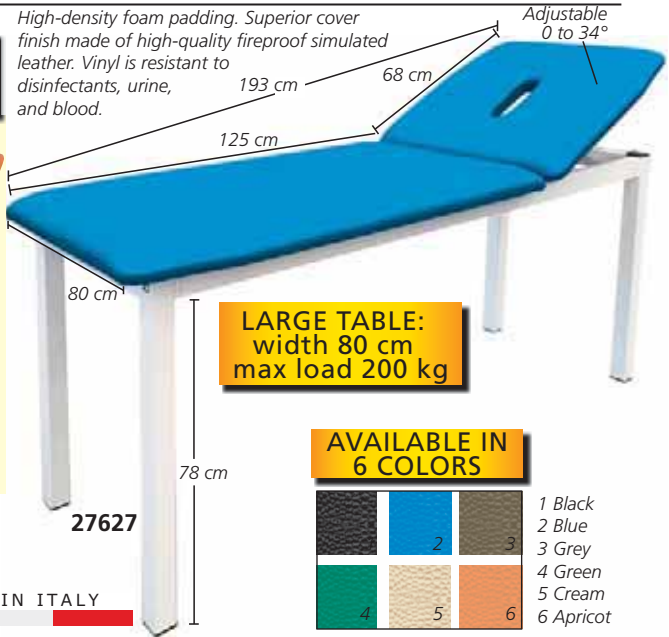
*available in 30 days



STD TABLE:
width 68 cm
max load 180 kg



High-density foam padding. Superior cover finish made of high-quality fireproof simulated leather. Vinyl is resistant to disinfectants, urine, and blood.



LARGE TABLE:
width 80 cm
max load 200 kg

AVAILABLE IN 6 COLORS



- 1 Black
- 2 Blue
- 3 Grey
- 4 Green
- 5 Cream
- 6 Apricot

MADE IN ITALY

WOODEN COUCHES

WOODEN COUCHES

Comfortable couches, ideal for physical therapy, esthetics and wellness centres. Superior quality wood. Back rest adjustable in 13 positions. Resilient foam padding covered with washable skay.

Padding in beige colour.
Size: 190x70xh 75 cm.

Delivered in kit form. Easy assembly, tool provided. Couch roll holder included only with 27450 and 27451 can be hung on back or front.



MAXIMUM COUCH LOAD: 200 KG

Mouth nose hole plug included.
Average hole Ø 14 cm



Backrest adjustable in 13 positions



MAXIMUM COUCH LOAD: 250 KG




MADE IN ITALY

- 27416 WOODEN COUCH - beech
- 27417 WOODEN COUCH - with face hole - beech
- 27443 DANTE WOODEN TROLLEY - beech
- 27409 COUCH ROLL HOLDER for 27416 and 27417

- 27450 FIRENZE WOODEN COUCH - wenge
- 27451 FIRENZE WOODEN COUCH - with face hole - cherry wood
- 27452 DANTE WOODEN TROLLEY - cherry wood

FOLDABLE MASSAGE TABLE - WOOD OR ALUMINIUM



WOODEN 2-SECTIONS

44003

- 44000 2-SECTION WOODEN MASSAGE TABLE - black
- 44001 2-SECTION WOODEN MASSAGE TABLE - blue
- 44002 2-SECTION WOODEN MASSAGE TABLE - turquoise
- 44003 2-SECTION WOODEN MASSAGE TABLE - cream

Two-section foldable height adjustable massage table with German beech wood frame and PVC vinyl cover with 5 cm foam thickness.

Tables are supplied with headrest, hanged armrest, mouth-nose plug and carrying bag.

Product open size: 185x70xh 62/87 cm

Packing size: 95x20xh 75 cm

Net/Gross weight: 14/17 kg

Maximum working load: 200 kg (441 lbs)

Manual: GB, FR, IT, ES, PT, DE

Carrying bag for all tables



WOODEN 3-SECTIONS

44011

- 44011 3-SECTION WOODEN MASSAGE TABLE - blue
- 44013 3-SECTION WOODEN MASSAGE TABLE - cream

Three-section foldable height adjustable massage table with German beech wood frame and PVC vinyl cover with 5 cm foam thickness. Tables are supplied with headrest, armrests, hanged armrest, mouth-nose plug and carrying bag.

Product open size: 185x70xh 62/87 cm

Packing size: 95x20xh 75 cm

Net/Gross weight: 16/19 kg

Maximum working load:

220 kg (485 lbs)

Manual: GB, FR, IT, ES, PT, DE.



ALUMINIUM 2-SECTIONS

44024

- 44020 2-SECTION ALUMINIUM MASSAGE TABLE - black
- 44021 2-SECTION ALUMINIUM MASSAGE TABLE - blue
- 44024 2-SECTION ALUMINIUM MASSAGE TABLE - white

Two-section foldable, height adjustable massage table with aluminium frame and PVC vinyl cover with 5 cm thickness. Tables are supplied with headrest, side armrests, hanged armrest, mouth-nose plug and carrying bag.

Product open size: 186x70xh 59/80 cm

Packing size: 95x20xh 75 cm

Net/Gross weight: 13/16 kg

Maximum working load:

250 kg (551 lbs)

Manual: GB, FR, IT, ES, PT, DE.



MASSAGE BED WITH HOLE



44048

- 44048 MASSAGE BED - with face hole

Comfortable massage bed, with face hole and removable pillow. Ideal for physical therapy and wellness centres.

Adjustable back rest 0 to 49 degree

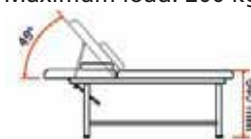
Supplied with couch roll holder and multilingual instructions (GB, FR, IT, ES).

Product size: 183x63x64 cm

Packing size: 188x17x66 cm

Net/Gross weight: 28/31 kg

Maximum load: 200 kg / 441 lbs



Headrest cradle + cushion

Chestrest

FOLDABLE MASSAGE CHAIR

- 44050 FOLDABLE MASSAGE CHAIR

Comfortable foldable massage chair ideal for physical therapy and wellness centres.

Made of PVC vinyl with 5-6 cm foam thickness Metal frame

Packing size: 106x27xh 50 cm

Net/Gross weight: 7/13 kg

Maximum working load: 120 kg / 264.5 lbs



Folded massage chair



44050

WING SCREEN WITH TREVIRA CURTAINS



SCREEN WITH TREVIRA CURTAINS
 Build up the screen you need choosing among 4 frames and 6 colours of Trevira curtains.
Wing screen
 Aluminium alloy tubular frame mounted on feet or castors (Ø 50 mm).
 Size: 150xh 167.5 cm (45560)
 150xh 174 cm (45561)
 200xh 167.5 cm (4 wings)
 Packing size: 176x57x13 cm (all wing screens)
Trevira curtains are flame-proof (Class I), antiallergic, avoid bacterial growth, waterproof and highly resistant to abrasion. Thick weft to avoid dust infiltration and improve privacy, washable up to 60°C. Available in 6 colours to match any need. **Custom-made curtains available on request.**
 Multilingual manual: GB, FR, IT.



GIMA Code	WING SCREEN FRAME without curtain
45560	3 wing screen
45561	3 wing screen with castors
45562	4 wing screen
45563	4 wing screen with castors
GIMA code	CURTAINS* IN TREVIRA 45xh 129 cm
45570	Curtains - light blue
45571	Curtains - blue
45572	Curtains - white
45573	Curtains - beige
45574	Curtains - green
45575	Curtains - peach

*you have to buy 3 or 4 curtains depending on frame you choose



MADE IN ITALY



3 OR 4 WINGS SCREEN WITH PLASTIC CURTAINS



27970



27974

- 27970 3 WINGS SCREEN
 - 27971 3 WINGS SCREEN with castors
 - 27972 4 WINGS SCREEN
 - 27974 4 WINGS SCREEN with castors
- Aluminium alloy tubular frame.
 Weight 5 kg (3 wings), 8 kg (4 wings).
 Foldable washable white plastic curtains mounted on feet or castors (Ø 50 mm).
 Size: 150xh 170 cm - 3 wings (50 cm each)
 200xh 170 cm - 4 wings (50 cm each)
- 27975 KIT OF 6 CASTORS - spare for 27971/4, optional for 27970/2

MADE IN ITALY

SEPARATION SYSTEMS AND CURTAINS see page 139

2 OR 3 WINGS WARD SCREENS WITH TREVIRA OR COTTON CURTAINS



45580

Height: 180 cm



45579

- 45578 2 WINGS SCREEN - white cotton cloth
 - 45579 2 WINGS SCREEN - light blue Trevira
 - 45580 3 WINGS SCREEN - white cotton cloth
 - 45581 3 WINGS SCREEN - light blue Trevira
- Exclusive 2 or 3 wings ward screens with sturdy structure in oval tube (30x15 mm), painted with epoxidic powder metal grey.
 Light blue Trevira curtains or white washable cotton cloth.
 Equipped with 4 adjustable feet that ensure increased stability.
 Class I Medical Device complying with European Directive 93/42

MADE IN ITALY

Width: 60+60+60 cm

Width: 60+60 cm

CABINETS FOR MEDICINES AND INSTRUMENTS

CABINETS ARE SUPPLIED DISASSEMBLED

MADE IN ITALY



27898

Size: 52x35x138 cm
Pack size: 65x26x134 cm
Weight: 31 kg



27899

Size: 75x37x164 cm
Pack size: 72x24x156 cm
Weight: 45 kg



27900

Size: 75x37x164 cm
Pack size: 72x24x156 cm
Weight: 50 kg



27902

Size: 79x36x186 cm
Pack size: 88x36x96 cm
Weight: 56 kg

- **27898 VALUE CABINET - 1 door**
- **27899 VALUE CABINET - 2 doors**

Cabinets made of enamelled steel sheet with tempered glass doors. Hinged glass door with lock and key. Three stainless steel shelves adjustable in height. **Delivered in kit form.**

- **27900 VALUE CABINET - 4 doors (hinged)**
- **27902 VALUE CABINET - 4 doors (2 hinged, 2 sliding)**

Cabinets made of enamelled steel sheet with 2 overlapped compartments. Upper compartment with 2 tempered glass doors (hinged doors 27900 or sliding doors 27902), lock with key and 2 stainless steel, height adjustable shelves. Inferior compartment with 2 doors made of enamelled steel plate and 1 enamelled steel sheet shelf. **Delivered in kit form.**

CABINETS WITH 1, 2, 4 DOORS AND WALL CABINETS

MADE IN ITALY



27901

27905

27903

Lower section with 1 steel shelf



27912

Hanging cabinet with 2 lockable doors. Inside division in 2 compartments left side with 2 removable shelves, right side with 1 removable shelf.



27911

Hanging cabinet to keep medicine with 2 glass tempered doors and 2 tempered glass shelves adjustable on master rack to be hung by two holes on the back. Supplied with lock.

GIMA CABINETS Choice of cabinets with epoxy coated steel structure and tempered glass. Rack-mounted adjustable glass shelves. Rubber feet.

TECHNICAL SPECIFICATIONS	27901	27905	27903	27911	27912
Door:	1	2	4	2	2
Adjustable glass shelves:	3	4	2	2	3
Weight kg:	30	47	45	16	18
Size cm:	53x36xh 144	75x38xh 169	75x38xh 169	60x30xh 60	80x33xh 45

- **27901 CABINET - 1 door**
- **27905 CABINET - 2 doors**
- **27903 CABINET - 4 doors**
- **27911 WALL CABINET - glass sliding door**
- **27912 WALL CABINET - painted door**

DOCTOR CABINET



MADE IN ITALY

GIMA code	Product	Description	Size	Weight
27920	DESK - with 2 drawers	Desk with 2 side drawers with locking top drawer and enamelled tubular steel frame	120x70x78	31
27403	EXAMINATION COUCH	Single-hinged examination table with aluminium tubular frame. Comes complete with simulated leather mattress (grey), backrest adjustable through different positions max 45°. Delivered in kit form.	176x60x78	22
27989	COAT HANGER	Free-standing coat hanger with chromed steel frame with 8 knobs and umbrella holder		5
27990	LIGHT	Aluminium tubular frame with 5 spoke base on 50 mm castors. Adjustable height thanks to flexible arm. Lamp 100 W. (connection E27) not included. Not medical device.		3

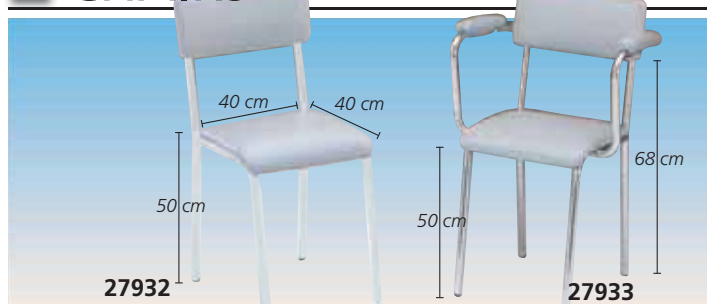
STACKABLE CHAIRS



• **45007 STACKABLE CHAIR - blue**
 • **45008 STACKABLE CHAIR - grey**
 • **45011 STACKABLE CHAIR - blue - with grey arms**
 • **45012 STACKABLE CHAIR - grey - with grey arms**
 Chromed steel frame, self-extinguishing plastic seat. Stackable up to 20 chairs. Weight 5 kg (45007-8), or 7 kg (45011-2). Self-extinguishing Class 1. Maximum load: 110 kg.

MADE IN ITALY

CHAIRS



• **27932 CHAIR padded seat**
 Stainless steel white painted frame chair with grey padded seat and back. Stackable. Load 120 kg.
 • **27933 CHAIR padded seat with armrest**
 Same as 27932 but with padded arm-rests.

MADE IN ITALY

S/S WASTE BINS WITH PEDAL

• **27984 WASTE BIN 9.5 l - with pedal - Ø 25xh 35 cm**
 Made of enamelled steel with plastic inner bucket - weight: 2 kg
 • **27985 S/S WASTE BIN 9.5 l - with pedal - Ø 25xh 35 cm**
 Made of AISI 304 stainless steel with plastic inner bucket - weight: 2 kg
 • **27986 S/S WASTE BIN 12 l with pedal - Ø 32xh 36 cm**
 Made of stainless steel AISI 430. Metal handle for easy emptying. Removable inner plastic bucket.
 • **27983 S/S WASTE BIN 70 l with pedal - Ø 42xh 72 cm**
 Made of stainless steel. Non-slip rubber pedal. Two lateral handles avoid fingers pinching. Galvanized inner bucket with handle.



DOCTOR CABINET



GIMA code	Product	Description	GIMA code	Product
45581	WING SCREEN Trevira curtain	3 wings screen with sturdy structure in oval tube, painted with epoxy powder metal grey. Light blue Trevira curtains. Curtains specifications see page 139	27616	KING EXAM. COUCH See page 172
45580	WING SCREEN	Same as above but with white washable cloth.	30723	ALFA-FLEX LIGHT See page 248
27921	TROLLEY	Structure in oval tube, painted with epoxy powder metal grey. White shelves with PVC edge, guard-rail on 3 sides. Size 50x60xh80 cm. Max load: 30 kg	27984	WASTE BIN See page 179
27987	COAT HANGER	Free standing coat hanger with 5 knobs, epoxy powder grey painted steel structure and umbrella holder.	45211	STOOL See page 181
			45082	CREMONA CHAIR See page 182

DESK

• 27919 DESK with 2 drawers

Desk with 2 lockable side drawers with strong structure in oval tube painted with epossidic powder, metal grey. White work top with rubber edge and round corner. Size 130x71xh 80 cm



27919

MADE IN ITALY

DESK WITH SIDES

• 27922 DESK with sides and 2 drawers

Desk with sides and 2 side drawers. First drawer is lockable. Anti-reflective white melamine structure and top. Desk top has ABS edges on 4 sides with rounded corners. Sides complete with adjustable feet. Desk size: 120x70xh 73 cm. Drawer size: 35x40x h 24 cm. Delivered disassembled.



27922

MADE IN ITALY

FOOT STOOLS - 1 OR 2 STEPS

• 27980 FOOT-STOOL - one step - aluminium

• 27982 FOOT-STOOL - two steps - painted
Mounting steps with painted tubular frame and plastic foot board. Load 90 kg. Non slipping grey platform 40x20 cm. Size: 40x51xh 25 (27980), 40x53xh 44 (27982).



27980

27982

• 27978 FOOT-STOOL - one step

• 27979 FOOT-STOOL - two steps
Structure in oval tube 30x15 mm painted with epossidic powder. Non slipping black platform. Size: 45x26xh 20 cm (27978) 44x40xh 22/45 cm (27979) Maximum load: 100 kg



27978

27979

• 27976 FOOT-STOOL - one step - disassembled

• 27977 FOOT-STOOL - two steps - disassembled
Structure made of chrome plated steel tube with rubber feet. Load: 100 kg. Non slipping black plastic platform. Size: 40xh 24 cm (27976) 40xh 42 cm (27977) Packing size: 45x27xh 9 cm (27976) 51x42xh 12 cm (27977)



27976

27977

DELIVERED DISASSEMBLED

HEIGHT ADJUSTABLE STOOLS



MADE IN ITALY

AVAILABLE IN 6 COLOURS

- 45200 STOOL 1 - black
- 45201 STOOL 2 - blue
- 45202 STOOL 3 - grey
- 45203 STOOL 4 - green
- 45204 STOOL 5 - beige
- 45205 STOOL 6 - apricot

Padded fireproof simulated leather seat Ø 33 cm. Height adjustable by swivelling the seat 47 to 57 cm. Metal base with 5 castors.

Maximum load: 120 kg

45200



Maximum load: 150 kg

45212



Height adjustable 60-86 cm

Maximum load: 110 kg



- 45210 STOOL - black
- 45211 STOOL - blue
- 45212 STOOL - white

Padded simulated leather seat Ø 36 cm. Height adjustable 46-60 cm. Plastic base with 5 castors Ø 50 mm.

- 45220 STOOL - black
- 45221 STOOL - white
- 45222 STOOL - red

Padded fire proof simulated leather seat and back. Height adjustable. Plastic base with 5 castors and chromed ring.



Plastic base

Load: 150 kg

27949



MADE IN ITALY

Load: 150 kg

27947



Load: 150 kg

27955



Load: 150 kg

27956

- 27949 STOOL - feet
- 27954 STOOL - castors

Stainless steel seat AISI 304 Ø 32 cm. Height adjustable 45-64 cm (27949), 50-68 cm (27954).

- 27947 STOOL - feet

Stainless steel seat AISI 304 Ø 32 cm. Height adjustable 46-65 cm. Aluminium base with feet.

- 27955 STOOL - grey

Washable padded simulated leather seat Ø 31 cm. Height adjustable 48-67 cm. Plastic base with feet.

- 27956 STOOL - grey

Washable padded simulated leather seat Ø 31 cm. Height adjustable 53-71 cm. Plastic base with 5 castors Ø 50 mm.

HEIGHT ADJUSTABLE STOOLS

ERGONOMIC HEIGHT ADJUST. STOOLS




45232




45241

Multilingual instructions: GB, FR, IT, ES, PT, DE



45250



3 adjustments:
Backrest angle
Seat angle
Adjustment of height

45261

Multilingual instructions: GB, FR, IT, ES, PT, DE

- 45230 STOOL - black
 - 45231 STOOL - white
 - 45232 STOOL - blue
 - 45235 STOOL - avio blue
 - 45236 STOOL - light beige
- Padded simulated leather seat Ø 34 cm. Height adjust. 55 to 75 cm.
- 45227 CASTOR PLUG-IN TYPE - spare
 - 45228 CASTOR SCREW TYPE - spare
- 45240 STOOL - black
 - 45241 STOOL - white
 - 45242 STOOL - blue
 - 45245 STOOL - avio blue
 - 45246 STOOL - light beige
- Padded simulated leather seat Ø 34 cm with backrest. Height adjustable 55 to 75 cm.
- 45227 CASTOR PLUG-IN TYPE - spare
 - 45228 CASTOR SCREW TYPE - spare

- 45250 ERGO STOOL - black
 - 45251 ERGO STOOL - white
 - 45252 ERGO STOOL - blue
- Ergonomically designed comfortable stool with saddle-shaped seat and height adjustment with a gas piston. Height adjustable 52 to 67 cm.
- 45227 CASTOR PLUG-IN TYPE - spare
 - 45228 CASTOR SCREW TYPE - spare
- 45260 ERGO B STOOL - black
 - 45261 ERGO B STOOL - white
 - 45262 ERGO B STOOL - blue
- Ergonomically designed comfortable stool with saddle-shaped seat. Three levers with a gas piston allow adjustment of height, backrest angle and seat. Height adjustable 63 to 83 cm.
- 45227 CASTOR PLUG-IN TYPE - spare
 - 45228 CASTOR SCREW TYPE - spare

OFFICE CHAIRS WITH OR WITHOUT ARMREST

45060

45071

45070

45065
45075

45060
45076

45075

CLASSE 1 IM FIREPROOF UPHOLSTERY

Maximum load: 110 kg

MADE IN ITALY

Functional office upholstered chair, with armrests and polypropylene swivel base, movable backrest with permanent contact.

CUNEO CHAIR without armrest					
	Red	Grey	Black	Blue	Any colour*
Fabric	-	-	-	45060	45063
Leatherette	-	-	45065	-	45069

CUNEO CHAIR with armrest					
	Red	Grey	Black	Blue	Any colour*
Fabric	45070	45071	-	-	45073
Leatherette	-	-	45075	45076	45079

*Available in 30 days. Minimum order 12 pieces.
Select colour on www.gimaitaly.com and indicate with order

Weight	Backrest height	Seat height	Width	Seat depth
14 kg	95/108 cm	44/57 cm	56 cm	45 cm

45083

45081

45082

45083

45082

MADE IN ITALY

Superior quality chair with neat lines, upholstered seat and backrest for greater comfort, swivel base, armrests, permanent contact movement of the backrest.
High density foam.
UNI EN 1335/1/2/3. Maximum load: 110 kg.

CREMONA CHAIR with armrest			
	Red	Grey	Blue
Fabric	45083	45081	45082

Weight	Backrest height	Seat height	Width	Seat depth
12 kg	90/107 cm	45/52 cm	58 cm	44 cm

45096

45091
45095

45092
45096

45091

MADE IN ITALY

Quality chair with upholstered seat and backrest, permanent contact movement of backrest and swivel base.
Maximum load: 110 kg.
UNI EN 1335/1/2/3.

VARESE CHAIR without armrest		
	Red	Blue
Fabric	45091	45092

VARESE CHAIR with armrest		
	Red	Blue
Fabric	45095	45096

Weight	Backrest height	Seat height	Width	Seat depth
11.6 kg	94/112 cm	46/59 cm	60 cm	47 cm

VISITOR CHAIRS

45030

45032
45036

45035

45030

MADE IN ITALY

- 45030 ISO - fabric - red
- 45032 ISO - fabric - blue
- 45035 ISO - leatherette - black
- 45036 ISO - leatherette - blue

Comfortable upholstered chair with 4 legged frame.
Can be used for patient and waiting rooms, with Cuneo, Cremona and Varese chairs.
Comfortable seat made of expanded polyurethane hit injected heliocell foams.
Maximum load: 110 kg.

Weight	Backrest height	Seat height	Width	Seat depth
7 kg	82 cm	45 cm	53 cm	43 cm

EXECUTIVE CHAIRS

45111

45110
Back reclines from 0 to 30°

45110

- 45110 SIDNEY EXECUTIVE CHAIR
Stylish and comfort executive chairs with bracket to adjust height and back. Interwoven mesh cloth, skin friendly, smooth, breathable and easy to clean with plastic armrests.
Chair base Ø 58 cm with chromed plated frame. Five nylon 360° rotating castors.
- 45111 SIDNEY VISITOR CANTILEVER
Soft and comfortable foam seat.
Back made of durable mesh, breathable fabric.

GIMA code	Backrest size	Seat height	Width	Depth
45110	49x48 cm	45/55 cm	48 cm	50 cm
45111	-	-	47 cm	43 cm

45128

45136

45124

MADE IN ITALY

Maximum load: 110 kg

ELITE EXECUTIVE CHAIR
Executive low-backed or high-backed armchair. Fabric or leatherette.
Steel and chrome plated base and arms.
Height adjustable by gas pump.

ELITE low-backed chair - 83-93 cm				
	Red	Black	Beige	Any colour*
Fabric	45124	-	-	45126
Leatherette	-	45127	45128	45132

ELITE PLUS high-backed chair - 101-111 cm				
	Red	Black	Beige	Any colour*
Leatherette	-	45136	-	45140

*Available in 30 days. Minimum order 4 pieces.
Select colour on www.gimaitaly.com and indicate with order

Weight	Backrest height**	Seat height	Width	Depth
15 or 16 kg***	83/93 cm	39/49 cm	51 cm	45 cm

Low-backed chair *Low-backed 15 kg, high-backed 16 kg

X-RAY ILLUMINATORS - LIGHT BOXES

MADE IN ITALY

X-RAY ILLUMINATORS

GIMA light boxes are designed according to clinical standards for an extra white light for an accurate and precise reading of any detail. They incorporate a 3 mm acrylic screen compliant with safety norms (fuses, Schuko plug, green light On/Off, ...). Can be used on the table placed horizontally or vertically, depending on model or wall mounted. Body made of oven-fired epoxy powder coated aluminium and injected ABS (colour RAL 7035).

TECHNICAL SPECIFICATIONS

Colour temperature: Cool white 6,500 °K
 Power supply: 230 V - 50 Hz (60 Hz available with surcharge)
 Protection fuse: 2x1A
 Bipolar light switch
 Schuko plug with 2 m cable
 All components UL, DVE, IMQ approved



GIMA code	X-RAY ILLUMINATORS - LIGHT BOXES	External dimensions (cm)				Types
		Length	Height	Depth	Weight	
27364	Light box 38x38 cm	43	43	12	6	1 panel
27365	Light box 38x62 cm	67	43	12	8	1,5 panel
27366	Light box 38x92 cm	97	43	12	11	2 panels
27367	Light box 38x122 cm	127	43	12	14	3 panels
27368	Light box 38x153 cm	158	43	12	18	4 panels
27369	Light box 76x122 cm	127	2x43	12	28	2x3 panels
27370	Light box 76x153 cm	158	2x43	12	36	2x4 panels
27372	Light box 92x38 cm	43	97	12	11	2 panels vertical
27373	Light box 122x38 cm	43	127	12	14	3 panels vertical
27378	Neon tube for 27364					
27379	Neon tube for 27366, 27372					
27388	Neon tube for 27365					




VALUE FOR MONEY LIGHT BOXES

GIMA X-ray illuminators have been designed according to clinical recommendations for an extra white light to give an accurate and precise reading of any detail. Made of enamelled sheet steel.

Unbreakable white monochromatic diffuser, stainless steel gripping system. On/off switch for separate use of each panel for 44692.

In conformity with MDR.

MADE IN ITALY



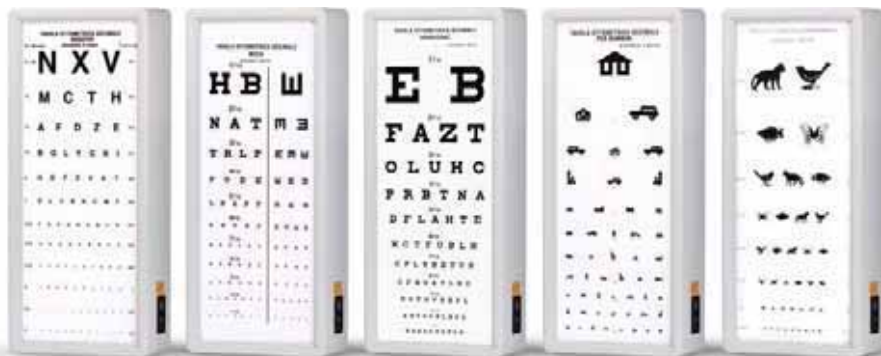
GIMA code	X-RAY ILLUMINATORS - LIGHT BOXES	External dimensions (cm)				Types
		Length	Height	Depth	Weight	
44690	40x43 cm	43	46	14	6	1 panel
44692	80x43 cm	83	46	14	10	2 panels
44695	Round fluorescent light 32 W - spare					

ILLUMINATED AND NOT ILLUMINATED OPTOMETRIC CHARTS

MADE IN ITALY

GIMA luminous optotypes have been designed according to clinical recommendations for an extra white light to give an accurate and precise reading of any detail.

Manufactured with acrylic screen, and according to safety norms (fuses, Schuko plug, green light On/Off,...)



OPTOMETRIC CHARTS	Illuminated GIMA code	Not illuminated GIMA code
Armagnac - 5 m	27380	27390
Monoyer - 3 m	27381	27391
Mixed decimal - 3m	27382*	27392*
Children - 3 m	27383	27393
Animals - 5 m	27384	-
Spare Tube 700	27388	-

TECHNICAL SPECIFICATIONS

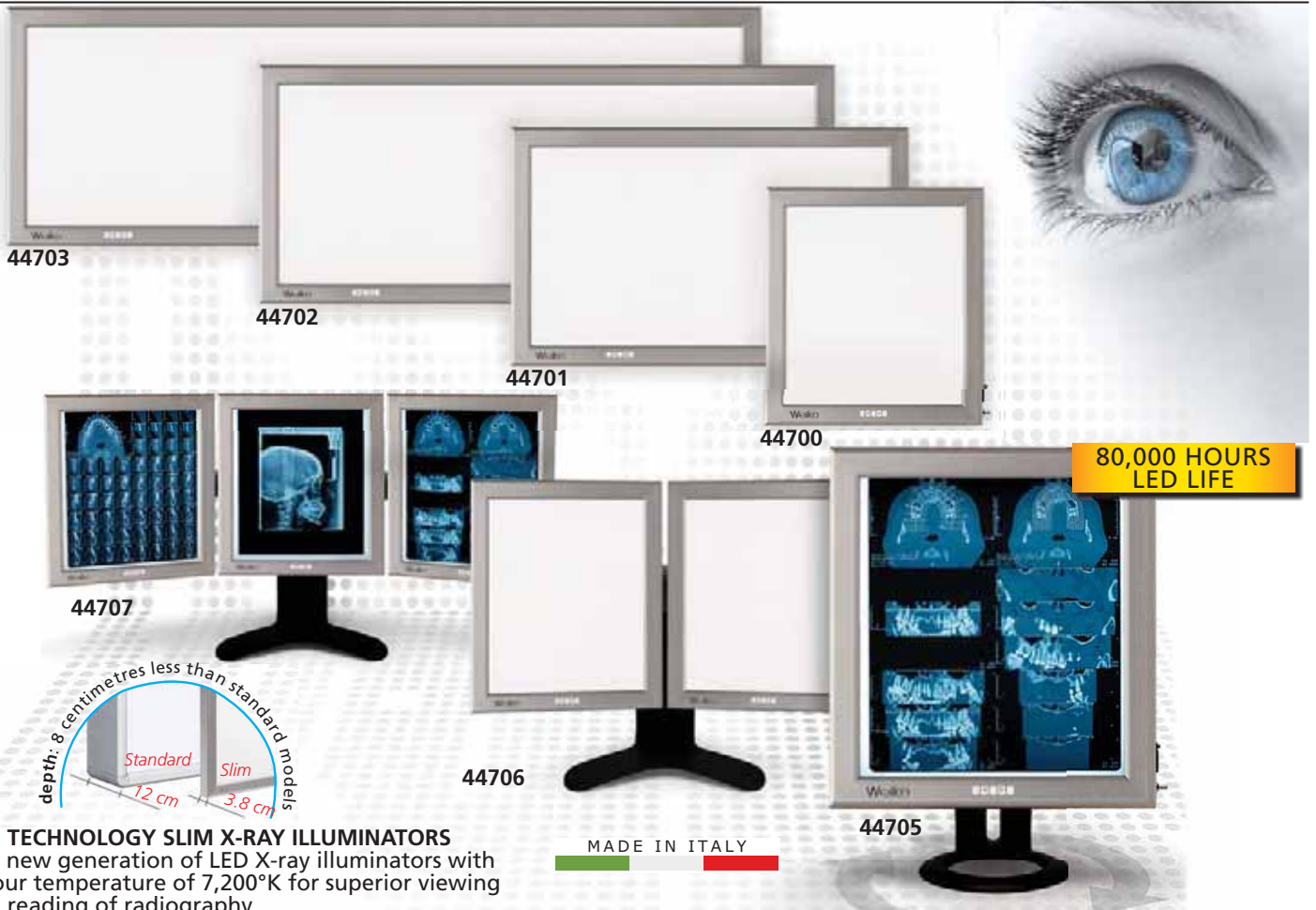
Viewing Area: 24 x 62 cm | 24 x 61 cm
 External dimensions: 29.5x67.5x12 cm | 29 x 66 x 2.5 cm
 Weight: 6 kg | 2 kg
 Power supply: 230 V - 50 Hz (60 Hz on request) only 27380-4
 Other specifications like X-ray illuminators 27364-72

- MONOYER**
3m
• 27381
- MIXED DECIMAL**
3m
• 27382*
- ARMAGNAC**
5m
• 27380
- CHILDREN**
3m
• 27383
- ANIMALS**
5m
• 27384

*Not suitable for Portugal

See economic optometric charts at page 273

LED ULTRA SLIM X-RAY ILLUMINATORS - DESKTOP AND WALL

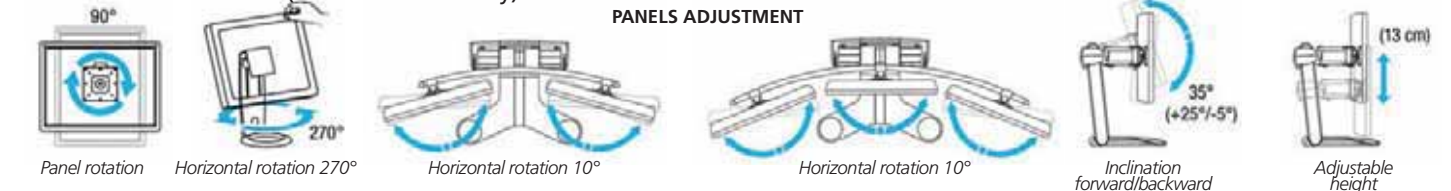


LED TECHNOLOGY SLIM X-RAY ILLUMINATORS

The new generation of LED X-ray illuminators with colour temperature of 7,200°K for superior viewing and reading of radiography. Complete elimination of light flickering and 5,000 cd/mq luminance for more uniform light diffusion. Frame in antiscratch anodized aluminium. Film gripping system incorporated. Dimmer for luminance adjustment from 30% to 100%.
 - FAS: automatic switching on/off at the positioning/removal of the film.
 Economic advantages:
 - LED life 80,000 hours, with low maintenance costs
 - low energy consumption compliant with European law
 Double support for horizontal or vertical wall mounting or desktop.

Fully adjustable desktop model:

- Position of panel can be totally adjusted:
- height adjustment 13 cm
- inclination 35° (+25°/-5°)
- vertical or horizontal positioning (44705 only)
- horizontal rotation 10° (270° for 44705 only)




OPTOMETRIC CHARTS LED ULTRA SLIM

LED ULTRA SLIM OPTOMETRIC CHARTS

New generation of optometric charts with same specifications as above X-ray illuminators.

LED ULTRA SLIM OPTOMETRIC CHARTS - WALL			
GIMA code		Viewing area	External size
44710	Armagnac - 5 m	25.5x63 cm	34x72x3.8 cm
44711	Monoyer - 3 m	25.5x63 cm	34x72x3.8 cm
44712	Mixed decimal - 3m	25.5x63 cm	34x72x3.8 cm
44713	Children - 3 m	25.5x63 cm	34x72x3.8 cm



GIMA code	WALL LED SLIM VIEWERS viewing area	External size - cm			Weight kg	Switches	Types
		Length	Height	Depth			
44700	Light box 42x36 cm	46	50.5	3.8	4	1	1 panel
44701	Light box 42x72 cm	82	50.5	3.8	8	1	2 panels
44702	Light box 42x108 cm	118	50.5	3.8	12	1	3 panels
44703	Light box 42x144 cm	154	50.5	3.8	16	1	4 panels

GIMA code	DESKTOP LED SLIM VIEWERS viewing area	External size - cm			Weight kg	Switches	Types
		Length	Height	Depth			
44705	Light box 42x36 cm x1	46x1	50.5	3.8	6	1	1 panel
44706	Light box 42x36 cm x2	46x2	50.5	3.8	20	2	2 panels
44707	Light box 42x36 cm x3	46x3	50.5	3.8	26	3	3 panels

TECHNICAL SPECIFICATIONS
 Colour temperature: Cool white 7,200°K
 Power supply: 110-230 V - 50/60 Hz
 Conformity to Low Voltage Directive 2014/35/CE
 Conformity to Electro Magnetic compatibility 2014/30/CE
 Conformity to EEC directive 2007/47 medical Device Class I
 All components UL, DVE, IMQ approved
 Brightness: 5,000 cd/m²
 LED life: 80,000 hours

microline

Material médico e científico Lda

Av. da República, 3000,
Estoril - Escritório, Bloco B, 2º. Nº 15
2649 - 517 Alcabideche
Portugal

Phone: +351 214 533 795

Fax: +351 214 535 681

geral@microline.pt

www.microline.pt

